

REVISED GENERAL TARIFF CATEGORY FOR FY 2021-22

SL.NO.	CATEGORY	NO. OF WAREHOUSES	DWT		SPECIAL DWT	
			GROSS AREA RATE	NET AREA RATE	GROSS AREA RATE	NET AREA RATE
			SQURE. METRE PER MONTH	SQURE METRE PER MONTH	SQURE. METRE PER MONTH	SQURE METRE PER MONTH
			(RS.)	(RS.)	(RS.)	(RS.)
1	740	83	149	204	204	245
2	780	82	158	216	216	259
3	860	62	183	251	251	301
4	950	94	197	270	270	324
5	1030	27	209	286	286	343
6	1060	12	221	303	303	364
7	1090	08	234	321	321	385
8	1250	15	249	341	341	409
9	1400	04	265	363	363	436
10	1500	01	282	386	386	463
11	1530	08	317	434	434	521
12	1560	01	347	475	475	570
13	1650	01	376	516	516	619
14	1770 A	03	405	562	562	674
	1770 B	03	435	595	595	714
	1770 C	03	444	608	608	730
15	1800 A	00	479	656	656	787
	1800 B	08	493	675	675	810
	1800 C	02	525	714	714	857
	1800 D	00	763	1045	1045	1254


NOTE :- STORAGE TARIFF FOR OPEN AREA WILL BE 60% OF COVERED AREA RATE IN GENERAL WAREHOUSING SEGMENT & EXPORT WAREHOUSE ATTACHED TO CFS/ICD 75% OF COVERED AREA RATE FOR BONDED WH.



Digitally signed by
SAMUEL PRAVEEN KUMAR
Date: 2021.02.25 18:22:40
+05'30'

REVISED GENERAL TARIFF FOR FY 2021-22


SL. NO	REGION	CATEGORY	DWT		SPECIAL DWT		FERTILIZER RATE	BONDED GROSS AREA RATE
			GROSS AREA RATE	NET AREA RATE	GROSS AREA RATE	NET AREA RATE		
	CENTRE NAME		PER SQUARE METRE PER MONTH	PER SQUARE METRE PER MONTH	PER SQUARE METRE PER MONTH	PER SQUARE METRE PER MONTH	MT/MONTH	PER SQUARE METRE/WEEK
			(RS.)	(RS.)	(RS.)	(RS.)		(RS.)
1	2	3	4	5	6	7	8	9
A	AHEMADABAD							
1	ADALAJ (GEN)	860	183	251	251	301		74
2	AHMEDABAD-I	1030	209	286	286	343	80	80
3	ANAND	780	158	216	216	259		
4	BARODA-I	950	197	270	270	324		
5	BHAVNAGAR	780	158	216	216	259		
6	GHANDHI DHAM	780	158	216	216	259	80	
7	ISHANPUR	1030	209	286	286	343		
8	JAMNAGAR	950	183	251	251	301		
9	KANDLA-II	740	149	204	204	245	80	80
10	MUNDRA	780	158	216	216	259	80	
11	NADIAD	950	197	270	270	324		
12	PIPAVAV	780	158	216	216	259	80	
13	RAJKOT-I	860	183	251	251	301	80	
14	RAJKOT-II	860	183	251	251	301		
15	RANOLI-III(KARCHIA)	950	197	270	270	324		74
16	SURAT-I	1030	209	286	286	343	92	
17	SURAT-II	1030	209	286	286	343	92	84
18	VADOD	780	158	216	216	259	80	
NOTE :- STORAGE TARIFF FOR OPEN AREA WILL BE 60% OF COVERED AREA RATE IN GENERAL WAREHOUSING SEGMENT & EXPORT WAREHOUSE ATTACHED TO CFS/ICD AND 75% OF COVERED AREA RATE FOR BONDED WH.								


 Digitally signed by
 SAMUEL PRAVEEN KUMAR
 Date: 2021.02.25 18:23:00
 +05'30'

REVISED GENERAL TARIFF FOR FY 2021-22

SL. NO	REGION	CATEGORY	DWT		SPECIAL DWT		FERTILIZER RATE	BOND AREA RATE GROSS
			GROSS AREA RATE	NET AREA RATE	GROSS AREA RATE	NET AREA RATE		
	CENTRE NAME		PER SQUARE METRE PER MONTH	PER SQUARE METRE PER MONTH	PER SQUARE METRE PER MONTH	PER SQUARE METRE PER MONTH	MT/MONTH	PER SQUARE METRE/WEEK
			(RS.)	(RS.)	(RS.)	(RS.)		
1	2	3	4	5	6	7	8	9
B	BANGALORE							
1	BANG-I/APMC	1030	209	286	286	343	84	79
2	BANG-V(RV LAYOUT)	1250	249	341	341	409	84	
3	BELGAUM	740	149	204	204	245	84	
4	BIDAR	740	149	204	204	245	84	
5	DAVANGERE	740	149	204	204	245	84	
6	DHARWAD	740	149	204	204	245	84	
7	DODDABALLAPUR(open)	1060	221	303	303	364		
8	GADAG-I	740	149	204	204	245	84	
9	GADAG-II	740	149	204	204	245	84	
10	GULBERGA-I	740	149	204	204	245	84	
11	GULBERGA-II	740	149	204	204	245	84	
12	HUBLI	740	149	204	204	245	84	
13	KIADB IT/ AEROSPACE PARK	1530	317	434	434	521		
14	K.R. NAGAR	780	158	216	216	259		
15	MANDYA	740	149	204	204	245	84	
16	MANGALORE-I	860	183	251	251	301	84	
17	MANGALORE-II/PANAMBUR	860	183	251	251	301	84	78
18	NARGUND	740	149	204	204	245	84	
19	RAICHUR	740	149	204	204	245	84	
20	SEDAM	740	149	204	204	245	84	
21	SHIKARIPUR	740	149	204	204	245	84	
22	SHIMOGA-I & II	740	149	204	204	245	84	
23	SOUNDATTI	740	149	204	204	245	84	
24	TUMKUR	740	149	204	204	245	84	

NOTE :- STORAGE TARIFF FOR OPEN AREA WILL BE 60% OF COVERED AREA RATE IN GENERAL WAREHOUSING SEGMENT & EXPORT WAREHOUSE ATTACHED TO CFS/ICD 75% OF COVERED AREA RATE FOR BONDED WH.


 Digitally signed by
 SAMUEL PRAVEEN KUMAR
 Date: 2021.02.25 18:23:44
 +05'30'

REVISED GENERAL TARIFF FOR FY 2021-22

SL. NO	REGION	CATEGORY	DWT		SPECIAL DWT		FERTILIZER RATE	BOND AREA RATE GROSS
			GROSS AREA RATE	NET AREA RATE	GROSS AREA RATE	NET AREA RATE		
	CENTRE NAME		PER SQUARE METRE PER MONTH	PER SQUARE METRE PER MONTH	PER SQUARE METRE PER MONTH	PER SQUARE METRE PER MONTH	MT/ MONTH	PER SQUARE METRE/ WEEK
			(RS.)	(RS.)	(RS.)	(RS.)		(RS.)
1	2	3	4	5	6	7	8	9
C	BHOPAL							
1	BALAGHAT	740	149	204	204	245	80	
2	BHIND	740	149	204	204	245	80	
3	BHOPAL-I	860	183	251	251	301	80	83
4	BHOPAL-II	860	183	251	251	301	80	83
5	BURHANPUR-I	740	149	204	204	245	80	
6	CHINDWARA	740	149	204	204	245	80	
7	CHHATARPUR	740	149	204	204	245	80	
8	GWALIOR	860	183	251	251	301	80	
9	INDORE-I	860	183	251	251	301	80	
10	INDORE-III	860	183	251	251	301	80	
11	INDORE-IV	860	183	251	251	301	80	
12	INDORE-V	860	183	251	251	301	80	83
13	KATNI	740	149	204	204	245	80	
14	KHANDWA-I	740	149	204	204	245	80	
15	MAKSI	740	149	204	204	245	80	
16	MALLANPUR	860	183	251	251	301	80	
17	MORENA-I	780	158	216	216	259	80	
18	MORENA-II	780	158	216	216	259	80	
19	NARSINGHPUR-I	740	149	204	204	245	80	
20	PITHAMPUR	740	149	204	204	245	80	83
21	SANWAR	860	183	251	251	301	80	
22	SATNA	740	149	204	204	245	80	
23	SHEOPURKALAN-I	860	183	251	251	301	80	
24	SHEOPURKALAN-II	860	183	251	251	301	80	
25	SHAHDOL (HIRED)	740	149	204	204	245	80	
26	SOHAGPUR	740	149	204	204	245	80	
D	RAIPUR-CHHATTISGARH							
1	BHATAPARA-I	740	149	204	204	245	80	
2	BHATAPARA-II	740	149	204	204	245	80	
3	BILASPUR-I	860	183	251	251	301	80	
4	BILASPUR-II	860	183	251	251	301	80	
5	KHARASIA	740	149	204	204	245	80	
6	RAIGARH-I	740	149	204	204	245	80	
7	RAIGARH-II	740	149	204	204	245	80	
8	RAIPUR-I	740	149	204	204	245	80	
9	RAIPUR-III	740	149	204	204	245	80	
10	RAIPUR-IV	740	149	204	204	245	80	
11	DHAMTARI	740	149	204	204	245	80	

NOTE :- STORAGE TARIFF FOR OPEN AREA WILL BE 60% OF COVERED AREA RATE IN GENERAL WAREHOUSING SEGMENT & EXPORT WAREHOUSE ATTACHED TO CFS/ICD 75% OF COVERED AREA RATE FOR BONDED WH.

REVISED GENERAL TARIFF FOR FY 2021-22

SL. NO	REGION	CATEGORY	DWT		SPECIAL DWT		FERTILIZER RATE	BOND AREA RATE GROSS	
			GROSS AREA RATE	NET AREA RATE	GROSS AREA RATE	NET AREA RATE			
	CENTRE NAME		PER SQUARE METRE PER MONTH	PER SQUARE METRE PER MONTH	PER SQUARE METRE PER MONTH	PER SQUARE METRE PER MONTH	MT/MONTH	PER SQUARE METRE/WEEK	
	(RS.)		(RS.)	(RS.)	(RS.)	(RS.)	(RS.)		
1	2	3	4	5	6	7	8	9	
E	CHANDIGARH								
1	ABOHAR-I	740	149	204	204	245	80		
2	ABOHAR-II	740	149	204	204	245	80		
3	AJITWAL	740	149	204	204	245	80		
4	AMRITSAR	950	197	270	270	324	80		
5	AMRITSAR BD	950	197	270	270	324	80		
6	BHATINDA	740	149	204	204	245	80		
7	BHOGPUR	740	149	204	204	245	80		
8	CHANALON	860	183	251	251	301	80		
9	FAZILKA-I	740	149	204	204	245	80		
10	GARSHANKAR	740	149	204	204	245	80		
11	GURDASPUR	740	149	204	204	245	80		
12	HOSHIARPUR	740	149	204	204	245	80		
13	KHANNA KHURD	740	149	204	204	245	80		
14	LUDHIANA	1090	234	321	321	385	80	92	
15	MALOUT	740	149	204	204	245	80		
16	MANDI GOBINDGARH	740	149	204	204	245	80		
17	MANSA	740	149	204	204	245	80		
18	MOGA-I	860	183	251	251	301	80		
19	MOGA-II	860	183	251	251	301	80		
20	MOHALI	1560	347	475	475	570	80	131	
21	MUKTSAR	740	149	204	204	245	80		
22	NABHA	740	149	204	204	245	80		
23	NABHA BD	740	149	204	204	245	80		
24	PATHANKOT BD	740	149	204	204	245	80		
25	ROPAR	740	149	204	204	245	80		
26	SIRHIND	740	149	204	204	245	80		
	UT CHANDIGARH								
27	CHANDIGARH	1770-C	444	608	608	730	80	167	
F	PANCHKULA (HARYANA)								
1	ASSANDH	740	149	204	204	245	80		
2	BARHI	860	183	251	251	301	80		
3	BHIWANI	780	158	216	216	259	80		
4	BIBIPUR	860	183	251	251	301	80		
5	CHARKHI DADRI	780	158	216	216	259	80		
6	FATEHABAD	740	149	204	204	245	80		
7	GOHANA	740	149	204	204	245	80		
8	GURGAON	1770-B	435	595	595	714	80		
9	HISSAR	860	183	251	251	301	80		
10	INDRI	740	149	204	204	245	80		
11	JAGADHARI	740	149	204	204	245	80		
12	KAITHAL-II	740	149	204	204	245	80		
13	KALANAUR	740	149	204	204	245	80		
14	KARNAL-I	860	183	251	251	301	80		
15	KARNAL-II	860	183	251	251	301	80		

16	KARNAL-III	860	183	251	251	301	80	
17	KUNDLI	1250	249	341	341	409	80	
18	KURUKSHETRA	740	149	204	204	245	80	
19	LADWA	740	149	204	204	245	80	
20	MANDI ADAMPUR	740	149	204	204	245	80	
21	NARAINGARH	740	149	204	204	245	80	
22	NARWANA	860	183	251	251	301	80	
23	PALWAL	740	149	204	204	245	80	
24	ROHTAK	740	149	204	204	245	80	
25	SIRSA	740	149	204	204	245	80	
26	SIRSA-II	740	149	204	204	245	80	
27	SONEPAT-I	860	183	251	251	301	80	
28	TOHANA	740	149	204	204	245	80	
29	UKLANA	740	149	204	204	245	80	
30	DEHRA	780	158	216	216	259	80	
31	MANDI	780	158	216	216	259	80	
32	SOLAN	780	158	216	216	259	80	


NOTE :- STORAGE TARIFF FOR OPEN AREA WILL BE 60% OF COVERED AREA RATE IN GENERAL WAREHOUSING SEGMENT & EXPORT WAREHOUSE ATTACHED TO CFS/ICD 75% OF COVERED AREA RATE FOR BONDED WH.

Digitally signed by
SAMUEL PRAVEEN
KUMAR
Date: 2021.02.25
18:24:50 +05'30'

REVISED GENERAL TARIFF FOR FY 2021-22


SL. NO	REGION	CATEGORY	DWT		SPECIAL DWT		FERTILIZER RATE	BOND AREA RATE GROSS	
			GROSS AREA RATE	NET AREA RATE	GROSS AREA RATE	NET AREA RATE			
	CENTRE NAME		PER SQUARE METRE PER MONTH	PER SQUARE METRE PER MONTH	PER SQUARE METRE PER MONTH	PER SQUARE METRE PER MONTH	MT/MONTH	PER SQUARE METRE/WEEK	
	(RS.)		(RS.)	(RS.)	(RS.)	(RS.)	(RS.)		
1	2	3	4	5	6	7	8	9	
G	CHENNAI								
1	AMBATTUR	1530	317	434	434	521	80	117	
2	CHIDAMBARAM	860	183	251	251	301	80		
3	CHROME PET	1530	317	434	434	521	80	110	
4	COIMBATORE	1250	249	341	341	409	80		
5	CUDDALORE	950	197	270	270	324	80		
6	ERODE	1030	209	286	286	343	80		
7	HOSUR	1030	209	286	286	343	80	94	
8	KUMBAKONAM	860	183	251	251	301	80		
9	MADHAVARAM CFS	1530	317	434	434	521	80	106	
10	MADURAI-I	1030	209	286	286	343	80		
11	MADURAI-II	1030	209	286	286	343	80		
12	MANARGUDI	860	183	251	251	301	80		
13	MEPZ	1530	317	434	434	521	80	95	
14	MOOLAPALAYAM	1030	209	286	286	343	80		
15	NAGERCOIL	950	197	270	270	324	80		
16	ROYAPURAM	1530	317	434	434	521	80		
17	SINGANAILLUR ACC&ICD	1060	221	303	303	364	80	92	
18	THANJAVAR	1030	209	286	286	343	80		
19	THOOTHUKUDI CFS	1030	209	286	286	343	80	78	
20	TRICHY	950	197	270	270	324	80	83	
21	UDUMALPET	740	149	204	204	245	80		
22	VIRDHUNAGAR	1060	221	303	303	364	80		
23	VIRUGAMBAKAM/CFS	1530	317	434	434	521	80	105	
24	VIRUGAM.B. (with modern. Facility*)	1650	376	516	516	619	80	105	
H	PUDUCHERY								
25	PUDUCHERY	950	197	270	270	324	80		
I	ANDMAN & NICOBAR								
26	PORT BLAIR	950	197	270	270	324	80		

NOTE :- STORAGE TARIFF FOR OPEN AREA WILL BE 60% OF COVERED AREA RATE IN GENERAL WAREHOUSING SEGMENT & EXPORT WAREHOUSE ATTACHED TO CFS/ICD 75% OF COVERED AREA RATE FOR BONDED WH. *Rate is kept higher because of modern facilities.


 Digitally signed by
 SAMUEL PRAVEEN
 KUMAR
 Date: 2021.02.25
 18:25:17 +05'30'

REVISED GENERAL TARIFF FOR FY 2021-22


SL. NO	REGION	CATEGORY	DWT		SPECIAL DWT		FERTILIZER RATE	BOND AREA RATE GROSS	
			GROSS AREA RATE	NET AREA RATE	GROSS AREA RATE	NET AREA RATE			
	CENTRE NAME		PER SQUARE METRE PER MONTH	PER SQUARE METRE PER MONTH	PER SQUARE METRE PER MONTH	PER SQUARE METRE PER MONTH	MT/MONTH	PER SQUARE METRE/WEEK	
	(RS.)		(RS.)	(RS.)	(RS.)	(RS.)	(RS.)		
1	2	3	4	5	6	7	8	9	
J	DELHI								
1	KIRTI NAGAR	1800-B	493	675	675	810			
2	NANGLOI	1770-C	444	608	608	730			
3	NARELA	1770-B	435	595	595	714			
4	OKHLA-I	1800-B	493	675	675	810		154	
5	OKHLA-II	1800-B	493	675	675	810		154	
6	R.P.BAGH	1800-B	493	675	675	810		154	
K	UTTAR PRADESH								
7	NOIDA SECTOR 68	1770-C	444	608	608	730			
8	SAHIBABAD-I	1770-A	405	562	562	674			
9	SAHIBABAD-II	1770-A	405	562	562	674			
10	KASNA	1250	249	341	341	409			
11	CW GREATER NOIDA	1400	265	363	363	436			
12	CW SURAJPUR	1500	282	385	385	462			
13	CW LONI	1400	265	363	363	436			
NOTE :- STORAGE TARIFF FOR OPEN AREA WILL BE 60% OF COVERED AREA RATE IN GENERAL WAREHOUSING SEGMENT & EXPORT WAREHOUSE ATTACHED TO CFS/ICD 75% OF COVERED AREA RATE FOR BONDED WH.									


 Digitally signed by
 SAMUEL PRAVEEN
 KUMAR
 Date: 2021.02.25 18:25:57
 +05'30'

REVISED GENERAL TARIFF FOR FY 2021-22

SL. NO	REGION	CATEGORY	DWT		SPECIAL DWT		FERTILIZER RATE	BOND AREA RATE GROSS
			GROSS AREA RATE	NET AREA RATE	GROSS AREA RATE	NET AREA RATE		
	CENTRE NAME		PER SQUARE METRE PER MONTH	PER SQUARE METRE PER MONTH	PER SQUARE METRE PER MONTH	PER SQUARE METRE PER MONTH	MT/MONTH	PER SQUARE METRE/WEEK
			(RS.)	(RS.)	(RS.)	(RS.)		
1	2	3	4	5	6	7	8	9
L	GUWAHATI							
1	AMINGAON-I & II	950	197	270	270	324	112	76
2	DHUBRI	780	158	216	216	259	93	
3	JORHAT-I	950	197	270	270	324	93	
4	JORHAT-II	860	183	251	251	301	93	
5	SORBHOG	950	197	270	270	324	93	
6	MALIGAON	1030	209	286	286	343	112	92
7	AZARA	950	197	270	270	324	112	
	NAGALAND							
8	DIMAPUR	780	158	216	216	259	93	
	TRIPURA							
9	AGARTALA (H)	780	158	216	216	259	93	
10	AGARTALA-II (AMTALI)	740	149	204	204	245	93	
	ARUNACHAL							
11	JONAI	950	197	270	270	324		
	MANIPUR							
12	IMPHAL	950	197	270	270	324		
	MIZORAM							
13	AIZWAL	950	197	270	270	324		
	MEGHALAYA							
14	SHILLONG (Umran Dairy)	950	197	270	270	324		

NOTE :- STORAGE TARIFF FOR OPEN AREA WILL BE 60% OF COVERED AREA RATE IN GENERAL WAREHOUSING SEGMENT & EXPORT WAREHOUSE ATTACHED TO CFS/ICD 75% OF COVERED AREA RATE FOR BONDED WH.


 Digitally signed by
 SAMUEL PRAVEEN
 KUMAR
 Date: 2021.02.25 18:26:29
 +05'30'

REVISED GENERAL TARIFF FOR FY 2021-22


SL. NO	REGION	CATEGORY	DWT		SPECIAL DWT		FERTILIZER RATE	BOND AREA RATE GROSS	
			GROSS AREA RATE	NET AREA RATE	GROSS AREA RATE	NET AREA RATE			
	CENTRE NAME		PER SQUARE METRE PER MONTH	PER SQUARE METRE PER MONTH	PER SQUARE METRE PER MONTH	PER SQUARE METRE PER MONTH	MT/MONTH	PER SQUARE METRE/WEEK	
	(RS.)		(RS.)	(RS.)	(RS.)	(RS.)	(RS.)		
1	2	3	4	5	6	7	8	9	
0	HYDERABAD								
1	ADILABAD	950	197	270	270	324	80		
2	ADONI	780	158	216	216	259	80		
3	ANANTHAPUR	780	158	216	216	259	80		
4	ANKAPALLY	780	158	216	216	259	80		
5	BODHAN	780	158	216	216	259	80		
6	CHITYAL	780	158	216	216	259	80		
7	DUGGIRALA	950	197	270	270	324	80		
8	GADWAL	780	158	216	216	259	80		
9	GARREPALLI	950	197	270	270	324	80		
10	GUDIVADA	780	158	216	216	259	80		
11	GUNTUR	780	158	216	216	259	80		
12	JANGAON	780	158	216	216	259	80		
13	KADAPA	780	158	216	216	259	80		
14	KAIKALUR	780	158	216	216	259	80		
15	KAKINADA	780	158	216	216	259	80		
16	KARIMNAGAR I	950	197	270	270	324	80		
17	KUKATPALLY CFS							110	
18	MACHILIPATNAM	780	158	216	216	259	80		
19	MEDAK	780	158	216	216	259	80		
20	MEHBUBNAGAR	950	197	270	270	324	80		
21	NAMPALLY	1060	221	303	303	364	80		
22	NANDIKOTKUR	780	158	216	216	259	80		
23	NANDYAL	780	158	216	216	259	80		
24	NELLORE	780	158	216	216	259	80		
25	NIDAMANUR	780	158	216	216	259	80		
26	NIZAMABAD	1030	209	286	286	343	80		
27	ONGOLE	950	197	270	270	324	80		
28	PEDAKAKANI	780	158	216	216	259	80		
29	RAJAMAHENDRAVARAM	780	158	216	216	259	80		
30	RAYANAPADU	780	158	216	216	259	80		
31	RENIGUNTA	780	158	216	216	259	80		
32	SANATHNGR-FO	1060	221	303	303	364	80		
33	SARANGPUR	780	158	216	216	259	80		
34	SATTENAPALLI	780	158	216	216	259	80		
35	SIDDIPET	780	158	216	216	259	80		
36	SURYAPET	780	158	216	216	259	80		
37	TADEPALLIGUDEM	780	158	216	216	259	80		
38	VADLAMUDI	780	158	216	216	259	80		
39	VIJAYWADA-I	1060	221	303	303	364	80		
40	VIJAYWADA-II	950	197	270	270	324	80		
41	VIZAG-I	1030	209	286	286	343	80		
42	WARANGAL	950	197	270	270	324	80		

NOTE :- STORAGE TARIFF FOR OPEN AREA WILL BE 60% OF COVERED AREA RATE IN GENERAL WAREHOUSING SEGMENT & EXPORT WAREHOUSE ATTACHED TO CFS/ICD 75% OF COVERED AREA RATE FOR BONDED WH.

REVISED GENERAL TARIFF FOR FY 2021-22

SL. NO	REGION	CATEGORY	DWT		SPECIAL DWT		FERTILIZER RATE	BOND AREA RATE GROSS	
			GROSS AREA RATE	NET AREA RATE	GROSS AREA RATE	NET AREA RATE			
	CENTRE NAME		PER SQUARE METRE PER MONTH	PER SQUARE METRE PER MONTH	PER SQUARE METRE PER MONTH	PER SQUARE METRE PER MONTH	MT/MONTH	PER SQUARE METRE/WEEK	
	(RS.)		(RS.)	(RS.)	(RS.)	(RS.)	(RS.)		
1	2	3	4	5	6	7	8	9	
P	JAIPUR								
1	ALWAR	780	158	216	216	259	80		
2	BARAN	780	158	216	216	259	80		
3	BEAWAR	780	158	216	216	259	80		
4	BHARATPUR	780	158	216	216	259	80		
5	BIKANER-I	780	158	216	216	259	80		
6	BIKANER-II	780	158	216	216	259	80		
7	CHOMU	780	158	216	216	259	80		
8	DEOLI	780	158	216	216	259	80		
9	HANUMANGARH-I	780	158	216	216	259	80		
10	HANUMANGARH-II	780	158	216	216	259	80		
11	JHUNJHUNU	780	158	216	216	259	80		
12	KESARISINGHPUR	780	158	216	216	259	80		
13	KOTA I	950	197	270	270	324	80		
14	KOTA II	950	197	270	270	324	80		
15	KOTA III	860	183	251	251	301	80		
16	KOTPUTLI	780	158	216	216	259	80		
17	KUSHALGARH	740	149	204	204	245	80		
18	MAHWA	780	158	216	216	259	80		
19	NAGAU	780	158	216	216	259	80		
20	PARBATSAR	780	158	216	216	259	80		
21	RAISINGHNAGAR	860	183	251	251	301	80		
22	SIKAR	780	158	216	216	259	80		
23	SITAPURA-I	1060	221	303	303	364	80	83	
24	SITAPURA-II	1030	209	286	286	343	80	83	
25	SRIGANGANGR-I	780	158	216	216	259	80		
26	SRIGANGANGR-II	780	158	216	216	259	80		
27	SRIMADHOPUR	740	149	204	204	245	80		
28	SURATGARH	860	183	251	251	301	80		
29	TIBBI	1030	209	286	286	343	80		
30	UDAIPUR-I	780	158	216	216	259	80		


NOTE :- STORAGE TARIFF FOR OPEN AREA WILL BE 60% OF COVERED AREA RATE IN GENERAL WAREHOUSING SEGMENT & EXPORT WAREHOUSE ATTACHED TO CFS/ICD 75% OF COVERED AREA RATE FOR BONDED WH.


 Digitally signed by
 SAMUEL PRAVEEN
 KUMAR
 Date: 2021.02.25
 18:27:19 +05'30'

REVISED GENERAL TARIFF FOR FY 2021-22

SL. NO	REGION	CATEGORY	DWT		SPECIAL DWT		FERTILIZER RATE	BOND AREA RATE GROSS
			GROSS AREA RATE	NET AREA RATE	GROSS AREA RATE	NET AREA RATE		
	CENTRE NAME		PER SQUARE METRE PER MONTH	PER SQUARE METRE PER MONTH	PER SQUARE METRE PER MONTH	PER SQUARE METRE PER MONTH	MT/MONTH	PER SQUARE METRE/WEEK
	(RS.)		(RS.)	(RS.)	(RS.)	(RS.)	(RS.)	
1	2	3	4	5	6	7	8	9
Q	KOCHI							
1	EDATHALA,ALUVA	1250	249	341	341	409	112	
2	ERNAKULAM	1250	249	341	341	409	112	
3	KAKKANAD	1250	249	341	341	409	112	109
4	KAKKANCHERRY	1030	209	286	286	343	112	
5	KANNUR	1250	249	341	341	409	112	
6	KOCHI	1250	249	341	341	409	112	109
7	KOLLAM	1030	209	286	286	343	112	
8	KOTTAYAM(H)	1250	249	341	341	409	112	
9	KUNNAMTHANAM	1250	249	341	341	409	112	
10	KOZHICODE	1250	249	341	341	409	112	
11	PALLAKAD/KANZIKODE	1030	209	286	286	343	112	
12	TRICHUR	1030	209	286	286	343	112	
13	TRIVANDRUM	1030	209	286	286	343	112	
14	VANDENMENDU	1250	249	341	341	409	112	


NOTE :- STORAGE TARIFF FOR OPEN AREA WILL BE 60% OF COVERED AREA RATE IN GENERAL WAREHOUSING SEGMENT & EXPORT WAREHOUSE ATTACHED TO CFS/ICD 75% OF COVERED AREA RATE FOR BONDED WH.


 Digitally signed by SAMUEL PRAVEEN KUMAR
 Date: 2021.02.25 18:27:44 +05'30'

REVISED GENERAL TARIFF FOR FY 2021-22

SL. NO	REGION	CATEGORY	DWT		SPECIAL DWT		FERTILIZER RATE	BOND AREA RATE GROSS	
			GROSS AREA RATE	NET AREA RATE	GROSS AREA RATE	NET AREA RATE			
	CENTRE NAME		PER SQUARE METRE PER MONTH	PER SQUARE METRE PER MONTH	PER SQUARE METRE PER MONTH	PER SQUARE METRE PER MONTH	MT/MONTH	PER SQUARE METRE/WEEK	
	(RS.)		(RS.)	(RS.)	(RS.)	(RS.)	(RS.)		
1	2	3	4	5	6	7	8	9	
R	KOLKATA								
1	BERHAMPORE	950	197	270	270	324	80		
2	BELDA	950	197	270	270	324	80		
3	BISHNUPUR	950	197	270	270	324	89		
4	BONHOOGHLY	950	197	270	270	324	101	92	
5	BURDWAN	950	197	270	270	324	89		
6	CHANDRAKONA ROAD	950	197	270	270	324	89		
7	COOCH BEHAR	950	197	270	270	324	80		
8	DURGACHAK	860	183	251	251	301	100		
9	GOARA/PANDUA	950	197	270	270	324	89		
10	HALDIA/CFS/Gen	860	183	251	251	301	100	92	
11	KOLKATA-CFS							92	
12	KHARAGPUR	950	197	270	270	324	89		
13	KOLKATA-I&E	1090	234	321	321	385	121	88	
14	MAHESHTALA/BUDGE	1060	221	303	303	364	102	92	
15	MATIGARA (SILIGURI)	950	197	270	270	324	89		
16	MALDA	950	197	270	270	324	80		
17	MOGRA(TARAGAON)	950	197	270	270	324	100		
18	PANCHPARA	950	197	270	270	324	100	92	
19	PANIHATI	1030	209	286	286	343	100		
20	RANINAGAR	950	197	270	270	324	77		
21	SARGACHI	950	197	270	270	324	80		
22	SARUL	950	197	270	270	324	80		
23	TARATOLLA ROAD	1030	209	286	286	343	100	92	
24	ULUBERIA	1060	221	303	303	364	80		

NOTE :- STORAGE TARIFF FOR OPEN AREA WILL BE 60% OF COVERED AREA RATE IN GENERAL WAREHOUSING SEGMENT & EXPORT WAREHOUSE ATTACHED TO CFS/ICD 75% OF COVERED AREA RATE FOR BONDED WH.


 Digitally signed by
 SAMUEL PRAVEEN
 KUMAR
 Date: 2021.02.25
 18:28:07 +05'30'

REVISED GENERAL TARIFF FOR FY 2021-22


SL. NO	REGION	CATEGORY	DWT		SPECIAL DWT		FERTILIZER RATE	BOND AREA RATE GROSS
			GROSS AREA RATE	NET AREA RATE	GROSS AREA RATE	NET AREA RATE		
	PER SQUARE METRE PER MONTH		PER SQUARE METRE PER MONTH	PER SQUARE METRE PER MONTH	PER SQUARE METRE PER MONTH	MT/MONTH	PER SQUARE METRE/ WEEK	
	(RS.)		(RS.)	(RS.)	(RS.)	(RS.)	(RS.)	
1	2	3	4	5	6	7	8	9
S	LUCKNOW							
1	BALLIA	950	197	270	270	324	80	
2	BANDA	950	197	270	270	324	80	
3	BASTI	950	197	270	270	324	80	
4	BEHRAICH	950	197	270	270	324	80	
5	BHADOHI	1030	209	286	286	343		
6	BIJNOR	950	197	270	270	324	80	
7	BISALPUR	950	197	270	270	324	80	
8	CHANDAUSI-I	950	197	270	270	324	89	
9	CHANDAUSI-II	950	197	270	270	324	89	
10	CHIRGAON	860	183	251	251	301	80	
11	DUMARIYAGANJ	950	197	270	270	324	80	
12	DADRI	1090	234	321	321	385		
13	ETAWAH	950	197	270	270	324	80	
14	FAIZABAD	1060	221	303	303	364	80	
15	GHAZIABAD-I	1530	317	434	434	521		117
16	GOLAGOKARNATH	860	183	251	251	301	80	
17	GORAKHPUR	1060	221	303	303	364	80	
18	HARDOI	950	197	270	270	324	80	
19	JAHANGIRABAD-I	860	183	251	251	301	80	
20	JAHANGIRABAD-II	860	183	251	251	301	80	
21	JHANSI	950	197	270	270	324	80	
22	KANPUR	1030	209	286	286	343	89	98
23	LUCKNOW-I	1030	209	286	286	343	89	
24	LUCKNOW-II	1030	209	286	286	343	89	
25	MAUNATH BHANJAN	950	197	270	270	324	80	
26	MUZAFFARNGR	950	197	270	270	324	80	
27	MUZAFFARNGRBD	950	197	270	270	324	80	
28	NAINI	950	197	270	270	324	80	
29	RAMPUR	950	197	270	270	324	80	
30	ROBERTSGANJ	950	197	270	270	324	80	
31	SAHARANPUR-I	950	197	270	270	324	80	
32	SAHARANPUR BD	950	197	270	270	324	80	
33	SHAHGANJ	950	197	270	270	324	80	
34	SHAHJAHANPUR	950	197	270	270	324	80	
35	SHAMLI	950	197	270	270	324	80	
T	UTTARANCHAL							
36	BAZPUR	860	183	251	251	301	80	
37	JASPUR	950	197	270	270	324	80	
38	KASHIPUR-I	950	197	270	270	324	80	
39	KASHIPUR-II	950	197	270	270	324	80	
40	KHATIMA	950	197	270	270	324	80	
41	SRINAGAR	950	197	270	270	324	80	
42	DEHRADOON	1770-A	405	562	562	674		

NOTE :- STORAGE TARIFF FOR OPEN AREA WILL BE 60% OF COVERED AREA RATE IN GENERAL WAREHOUSING SEGMENT & EXPORT WAREHOUSE ATTACHED TO CFS/ICD 75% OF COVERED AREA RATE FOR BONDED WH.

REVISED GENERAL TARIFF FOR FY 2021-22

SL. NO	REGION	CATEGORY	DWT		SPECIAL DWT		FERTILIZER RATE	BOND AREA RATE GROSS	
			GROSS AREA RATE	NET AREA RATE	GROSS AREA RATE	NET AREA RATE			
	CENTRE NAME		PER SQUARE METRE PER MONTH	PER SQUARE METRE PER MONTH	PER SQUARE METRE PER MONTH	PER SQUARE METRE PER MONTH	MT/MONTH	PER SQUARE METRE/WEEK	
	(RS.)		(RS.)	(RS.)	(RS.)	(RS.)	(RS.)		
1	2	3	4	5	6	7	8	9	
U	MUMBAI								
1	ACC SADA GOA	1400	265	363	363	436	151	99	
2	AKOLA-I	950	197	270	270	324	92		
3	AKOLA-II	950	197	270	270	324	92		
4	AMBAD-NASIK	1030	209	286	286	343	92	83	
5	AMBERNATH-I	950	197	270	270	324	92		
6	AMRAVATI	950	197	270	270	324	92		
7	BANDERA (PEG)	860	183	251	251	301	92		
8	CHIKALTHANA	950	197	270	270	324	92	83	
9	CFS-DISTRPARK	1800-B	493	675	675	810	190	185	
10	CFS-D'NODE	1800-B	493	675	675	810	190	185	
11	GONDIA I	950	197	270	270	324	92		
12	GONDIA II	950	197	270	270	324	92		
13	KALAMBOLI-IRT	1800-C	525	714	714	857	190	185	
14	KARANJA	950	197	270	270	324	92		
15	KOLHAPUR-I	950	197	270	270	324	92		
16	KOLHAPUR-II	950	197	270	270	324	92		
17	CFS-LOGISTIC PARK	1800-B	493	675	675	810	190	185	
18	MALIWADA (PEG)	860	183	251	251	301	92		
19	MIRAJ (G)	950	197	270	270	324	92		
20	MIRAJ BASE DEPOT	950	197	270	270	324	92		
21	NAGPUR	950	197	270	270	324	92		
22	NANDED	950	197	270	270	324	92		
23	NASIK ROAD	1030	209	286	286	343	105		
24	PUNE-ICD-PIMPRI	1400	265	363	363	436	92	99	
25	PUNTAMBA	1030	209	286	286	343	105		
26	SANGLI	950	197	270	270	324	92		
27	VASHI	1770-B	435	595	595	714	190	124	
28	ICD-VERNA	1250	249	341	341	409	92		
29	ICD -WALUJ	860	183	251	251	301	92		
30	WASHIM (PEG)	860	183	251	251	301	92		
31	YAVATMAL	950	197	270	270	324	92		
32	CFS IMPEX PARK	1800-B	493	675	675	810	190		

NOTE :- STORAGE TARIFF FOR OPEN AREA WILL BE 60% OF COVERED AREA RATE IN GENERAL WAREHOUSING SEGMENT & EXPORT WAREHOUSE ATTACHED TO CFS/ICD 75% OF COVERED AREA RATE FOR BONDED WH. COLD STORAGE TARIFF AT CW-VASHI IS Rs. 1382 PER SQ. MTR. PER MONTH.


 Digitally signed by
 SAMUEL PRAVEEN
 KUMAR
 Date: 2021.02.25
 18:28:56 +05'30'

REVISED GENERAL TARIFF FOR FY 2021-22

SL. NO	REGION	CATEGORY	DWT		SPECIAL DWT		FERTILIZER RATE	BOND AREA RATE GROSS
			GROSS AREA RATE	NET AREA RATE	GROSS AREA RATE	NET AREA RATE		
	PER SQUARE METRE PER MONTH		PER SQUARE METRE PER MONTH	PER SQUARE METRE PER MONTH	PER SQUARE METRE PER MONTH	MT/MONTH	PER SQUARE METRE/WEEK	
	(RS.)		(RS.)	(RS.)	(RS.)	(RS.)	(RS.)	
1	2	3	4	5	6	7	8	9
V	PATNA(BIHAR)							
1	DARBHANGA	860	183	251	251	301	80	
2	CHAIBASA	860	183	251	251	301	80	
3	FATUHA	860	183	251	251	301	80	
4	BETTIAH	860	183	251	251	301	80	
5	KHAGARIA	860	183	251	251	301	80	
6	KATIHAR	860	183	251	251	301	80	
7	KISHANGANJ	860	183	251	251	301	80	
8	MADHEPURA	860	183	251	251	301	80	
9	MOHANIA	860	183	251	251	301	80	
10	MOKHAMEH	860	183	251	251	301	80	
11	MUNGER	860	183	251	251	301	80	
12	MUSALLAPUR	1090	234	321	321	385	80	
13	NOKHA	780	158	216	216	259	80	
14	PATNA CITY	1090	234	321	321	385	80	
15	SAMSTIPUR	860	183	251	251	301	80	
16	SIWAN	860	183	251	251	301	80	
17	SUPAUL	860	183	251	251	301	80	
18	HAZARIBAGH	860	183	251	251	301	80	
19	JAMSHEDPUR	1030	209	286	286	343	80	
20	RANCHI	1090	234	321	321	385	80	
W	BHUBANESHWAR							
1	ASKA	780	158	216	216	259	80	
2	BALJITPADA	780	158	216	216	259	80	
3	BALASORE I	950	197	270	270	324	80	
4	BALASORE II	950	197	270	270	324	80	
5	BARGARH	780	158	216	216	259	80	
6	BERHAMPUR	740	149	204	204	245	80	
7	BOLANGIR	780	158	216	216	259	80	
8	CHOUDWAR	780	158	216	216	259	80	
9	CUTTACK	950	197	270	270	324	80	
10	JAJPUR ROAD	780	158	216	216	259	80	
11	JATNI	950	197	270	270	324	80	
12	JEYPORE	780	158	216	216	259	80	
13	JUNAGARH	780	158	216	216	259	80	
14	KALANMATI	780	158	216	216	259	80	
15	KENDUPALLI-I	780	158	216	216	259	80	
16	KENDUPALLI-II	780	158	216	216	259	80	
17	KOKSARA	780	158	216	216	259	80	
18	MARSHGHAJ	780	158	216	216	259	80	
19	NABARANGPUR	780	158	216	216	259	80	
20	RAYAGADA	780	158	216	216	259	80	
21	SAMBALPUR	780	158	216	216	259	80	
22	SONEPUR	780	158	216	216	259	80	

NOTE :- STORAGE TARIFF FOR OPEN AREA WILL BE 60% OF COVERED AREA RATE IN GENERAL WAREHOUSING SEGMENT & EXPORT WAREHOUSE ATTACHED TO CFS/ICD 75% OF COVERED AREA RATE FOR BONDED WH.