



75  
Azadi Ka  
Amrit Mahotsav



केन्द्रीय भण्डारण निगम  
(भारत सरकार का उपक्रम)

**CENTRAL WAREHOUSING CORPORATION**

(A Govt. of India Undertaking)

जन-जन के लिए भण्डारण/Warehousing for Everyone



CWC CO-CD0COMM/428/2021-COMM

Date: 04.07.2022

The Regional Manager  
Central Warehousing Corporation  
All Regional Offices

**Sub.: Revision of SDWT tariff w.e.f. 01.07.2022 at Central Warehouses.....reg.**

In continuation to this office letter no. CWCCO-CD0COMM/428/2021-COMM dated 30.06.2022 vide which the revised SDWT tariff was circulated, it is informed the revised SDWT rates will be effective from 01.07.2022 **“only to new deposits/depositors i.e for fresh area allotments”**. The revised **SDWT tariff shall be applicable to non-governmental organizations only** and the Government Departments like Customs, GAIL, DRI, NAFED, NCERT, FCI etc. have to pay as per existing (pre-revised) tariff or as per MoU/Agreement, if any. However, if any request is received from any such depositors for revised tariff, the same shall be referred to CO with proper justifications/recommendations of RM alongwith RTC report.

Please acknowledge the receipt of this letter and bring the revised tariff to the notice of all concerned Depositors/Customers in your region for implementation of the same w.e.f. 01.07.2022.

A quarterly report on the impact of revised SDWT tariff on the business shall be submitted to CO.

Digitally signed by  
789f21d5-e38b-48cd-  
bc7e-5f787e5a5715  
Date: 2022.07.04  
17:19:00 +05'30'

**(R K Bansal)**  
General Manager (Comm.)

**Enclosed: As Above**

**Copy to:**

- 1) PS to MD, CWC, CO, New Delhi for kind information.
- 2) PS to Director (M&CP), CWC, CO, New Delhi for kind information.
- 3) PS to Director (Finance), CWC, CO, New Delhi for kind information.
- 4) The GGM (Systems), CWC, CO, New Delhi- For kind information and with request to incorporate the same in WMS and uploading at the CWC website.
- 5) The GGM (Finance), CWC, CO, New Delhi-For kind information.

निगमित का0: 4/1, सीरी इंस्टीट्यूशनल एरिया, अगस्त क्रांति मार्ग, हौज़ खास, नई दिल्ली-110016

CO: 4/1, Siri Institutional Area, August Kranti Marg, Hauz Khas, New Delhi-110016 ☎ 011-47049063, 41051165 ई-मेल: gmcomm@cewacor.nic.in



75  
Azadi Ka  
Amrit Mahotsav




केन्द्रीय भण्डारण निगम  
(भारत सरकार का उपक्रम)

**CENTRAL WAREHOUSING CORPORATION**

(A Govt. of India Undertaking)

जन-जन के लिए भण्डारण/Warehousing for Everyone



CWC CO-CD0COMM/428/2021-COMM

Date: 30.06.2022

The Regional Manager  
Central Warehousing Corporation  
All Regional Offices

**Sub.: Revision of SDWT tariff w.e.f. 01.07.2022 at Central Warehouses.....reg.**

In continuation to the approved tariff for FY 2022-23 issued vide letter dated 09.03.2022 & 13.04.2022, this office has received various correspondences from ROs regarding non-retaining of business due to higher SDWT tariff, which was considerably higher than the DWT tariff.

Based on the recommendation received from Regional Offices, this office reviewed the SDWT tariff. In order to retain the existing business and attract new business, the SDWT tariff has been rationalized and it has been decided to keep the SDWT tariff at 10% higher than DWT tariff. The other terms and conditions of the tariff booklet issued vide letter dated: 13.04.2022 will remain same.

The revised area basis tariff attached herewith shall be applicable for FY2022-23 w.e.f. 01.07.2022.

It is advised to re-check the revised tariff which is to be implemented w.e.f. 01.07.2022 and intimate if there is any disparity, on or before 07.07.2022 so that the same may be reviewed at the Corporate Office. It is also directed to strictly implement the revised tariff and monitor its impact on the income of the centres and submit a quarterly report to CO on the impact of reduction of SDWT tariff on overall business of the Region.

Please acknowledge the receipt of this letter and bring the revised tariff to the notice of all WHs as well as to concerned Depositors/Customers in your region for implementation of the same w.e.f. 01.07.2022.

Digitally signed by  
78921d5e38b48cd-  
bc7e5f787e5a5715  
Date: 2022.06.30 10:58:15  
+05'30'

**(R K Bansal)**  
**General Manager (Comm.)**

**Enclosed: As Above**

**Copy to:**

- 1) PS to MD, CWC, CO, New Delhi for kind information.
- 2) PS to Director (M&CP), CWC, CO, New Delhi for kind information.
- 3) PS to Director (Finance), CWC, CO, New Delhi for kind information.
- 4) The GGM (Systems), CWC, CO, New Delhi- For kind information and with request to incorporate the same in WMS and uploading at the CWC website.
- 5) The GGM (Finance), CWC, CO, New Delhi-For kind information.

निगमित का0: 4/1, सीरी इंस्टीट्यूशनल एरिया, अगस्त क्रांति मार्ग, हौज़ खास, नई दिल्ली-110016

CO: 4/1, Siri Institutional Area, August Kranti Marg, Hauz Khas, New Delhi-110016 ☎ 011-47049063, 41051165 ई-मेल: gmcomm@cewacor.nic.in

## REVISED GENERAL TARIFF CATEGORY FOR FY 2022-23


SL.NO.	CATEGORY	NO. OF WAREHO USES	DWT		SPECIAL DWT	
			GROSS AREA RATE	NET AREA RATE	GROSS AREA RATE	NET AREA RATE
			SQURE. METRE PER MONTH	SQURE METRE PER MONTH	SQURE. METRE PER MONTH	SQURE METRE PER MONTH
			(RS.)	(RS.)	(RS.)	(RS.)
1	740	82	158	216	174	238
2	780	80	167	229	184	252
3	860	64	194	266	214	293
4	950	80	209	286	230	315
5	1030	43	222	303	245	334
6	1060	08	234	321	258	354
7	1090	16	248	340	273	374
8	1250	13	264	361	291	398
9	1400	09	281	385	310	424
10	1530	11	336	460	370	506
11	1650	04	399	547	439	602
12	1770	09	461	631	508	695
13	1800	09	523	716	576	788

NOTE :- STORAGE TARIFF FOR OPEN AREA WILL BE 60% OF COVERED AREA RATE IN GENERAL WAREHOUSING SEGMENT & EXPORT WAREHOUSE ATTACHED TO CFS/ICD 75% OF COVERED AREA RATE FOR BONDED WH.




Digitally signed by 789f21d5-  
e38b-48cd-bc7e-5f787e5a5715  
Date: 2022.06.30 11:02:30  
+05'30'

SL. NO	REGION	CATEGORY	DWT		SPECIAL DWT		FERTILIZER RATE	BONDED GROSS AREA RATE
			GROSS AREA RATE	NET AREA RATE	GROSS AREA RATE	NET AREA RATE		
	PER SQUARE METRE PER MONTH		PER SQUARE METRE PER MONTH	PER SQUARE METRE PER MONTH	PER SQUARE METRE PER MONTH	MT/ MONTH	PER SQUARE METRE/ WEEK	
	(RS.)		(RS.)	(RS.)	(RS.)	(RS.)	(RS.)	
1	2	3	4	5	6	7	8	9
<b>A</b>	<b>AHEMADABAD</b>							
1	AHMEDABAD-I	1090	248	340	273	374		
2	ANAND	860	194	266	214	293		
3	BARODA-I	1030	222	303	245	334		
4	BHAVNAGAR	860	194	266	214	293		
5	GHANDHI DHAM	860	194	266	214	293		
6	ISHANPUR	1090	248	340	273	374		
7	JAMNAGAR	950	209	286	230	315		
8	MUNDRA	780	167	229	184	252		
9	NADIAD	950	209	286	230	315		
10	PIPAVAV	780	167	229	184	252		
11	RAJKOT-I	950	209	286	230	315		
12	RAJKOT-II	950	209	286	230	315		
13	RANOLI-III(KARCHIA)	1030	222	303	245	334		
14	SURAT-I	1090	248	340	273	374		
15	VADOD	780	167	229	184	252		
NOTE :- STORAGE TARIFF FOR OPEN AREA WILL BE 60% OF COVERED AREA RATE IN GENERAL WAREHOUSING SEGMENT & EXPORT WAREHOUSE ATTACHED TO CFS/ICD AND 75% OF COVERED AREA RATE FOR BONDED WH.								



Digitally signed by  
789f21d5-e38b-48cd-  
bc7e-5f787e5a5715  
Date: 2022.06.30 11:02:44  
+05'30'

SL. NO	REGION	CATEGORY	DWT		SPECIAL DWT		FERTILIZER RATE	BOND AREA RATE GROSS
			GROSS AREA RATE	NET AREA RATE	GROSS AREA RATE	NET AREA RATE		
	PER SQUARE METRE PER MONTH		PER SQUARE METRE PER MONTH	PER SQUARE METRE PER MONTH	PER SQUARE METRE PER MONTH	MT/MONTH	PER SQUARE METRE/WEEK	
	(RS.)		(RS.)	(RS.)	(RS.)			(RS.)
1	2	3	4	5	6	7	8	9
<b>B</b>	<b>BANGALORE</b>							
1	BANG-I/APMC	1030	222	303	245	334		
2	BANG-V(RVLAYOUT)	1250	264	361	291	398		
3	BELGAUM	740	158	216	174	238	89	
4	BIDAR	740	158	216	174	238		
5	DAVANGERE	740	158	216	174	238	89	
6	DHARWAD	740	158	216	174	238		
7	DODDABALLAPUR (open)	1060	234	321	258	354		
8	GADAG-I	740	158	216	174	238	89	
9	GADAG-II	740	158	216	174	238	89	
10	GULBERGA-I	740	158	216	174	238	89	
11	GULBERGA-II	740	158	216	174	238	89	
12	HUBLI	740	158	216	174	238	89	
13	KIADB IT/ AEROSPACE PARK	1530	336	460	370	506		
14	K.R. NAGAR	780	167	229	184	252		
15	MANDYA	740	158	216	174	238		
16	MANGALORE-I	860	194	266	214	293		
17	MANGALORE-II/ PANAMBUR	860	194	266	214	293	104	85
18	NARGUND	740	158	216	174	238		
19	RAICHUR	740	158	216	174	238		
20	SEDAM	740	158	216	174	238		
21	SHIKARIPUR	740	158	216	174	238		
22	SHIMOGA-I & II	740	158	216	174	238	89	
23	SOUNDATTI	740	158	216	174	238		
24	TUMKUR	740	158	216	174	238	89	
25	HOSPETE	740	158	216	174	238		
26	VIJAYAPURA	740	158	216	174	238		
NOTE :- STORAGE TARIFF FOR OPEN AREA WILL BE 60% OF COVERED AREA RATE IN GENERAL WAREHOUSING SEGMENT & EXPORT WAREHOUSE ATTACHED TO CFS/ICD 75% OF COVERED AREA RATE FOR BONDED WH.								



Digitally signed by  
789f21d5-e38b-48cd-  
bc7e-5f787e5a5715  
Date: 2022.06.30 11:02:56  
+05'30'

SL. NO	REGION	CATEGORY	DWT		SPECIAL DWT		FERTILIZER RATE	BOND AREA RATE GROSS
			GROSS AREA RATE	NET AREA RATE	GROSS AREA RATE	NET AREA RATE		
	PER SQUARE METRE PER MONTH		PER SQUARE METRE PER MONTH	PER SQUARE METRE PER MONTH	PER SQUARE METRE PER MONTH	MT/ MONTH	PER SQUARE METRE/ WEEK	
	(RS.)		(RS.)	(RS.)	(RS.)			(RS.)
1	2	3	4	5	6	7	8	9
C	<b>BHOPAL</b>							
1	BALAGHAT	740	158	216	174	238		
2	BHIND	740	158	216	174	238		
3	BHOPAL-I	860	194	266	214	293		
4	BHOPAL-II	860	194	266	214	293		
5	BURHANPUR-I	740	158	216	174	238		
6	CHINDWARA	740	158	216	174	238		
7	CHHATARPUR	740	158	216	174	238		
8	GWALIOR	860	194	266	214	293		
9	INDORE-I	860	194	266	214	293		
10	INDORE-III	860	194	266	214	293		
11	INDORE-IV	860	194	266	214	293		
12	INDORE-V	860	194	266	214	293	104	88
13	KATNI	740	158	216	174	238		
14	KHANDWA-I	740	158	216	174	238		
15	MAKSI	740	158	216	174	238		
16	MALLANPUR	860	194	266	214	293		
17	MORENA-I	780	167	229	184	252		
18	MORENA-II	780	167	229	184	252		
19	NARSINGHPUR-I	740	158	216	174	238		
20	PITHAMPUR	740	158	216	174	238		
21	SANWAR	860	194	266	214	293		
22	SHEOPURKALAN-I	860	194	266	214	293		
23	SHEOPURKALAN-II	860	194	266	214	293		
24	SOHAGPUR	740	158	216	174	238		
D	<b>RAIPUR-CHHATTISGARH</b>							
25	BHATAPARA-I	740	158	216	174	238		
26	BHATAPARA-II	740	158	216	174	238		
27	BILASPUR-I	860	194	266	214	293		
28	BILASPUR-II	860	194	266	214	293		
29	RAIGARH-I	740	158	216	174	238		
30	RAIGARH-II	740	158	216	174	238		
31	RAIPUR-I	740	158	216	174	238		
32	RAIPUR-III	740	158	216	174	238		
33	RAIPUR-IV	740	158	216	174	238		
34	DHAMTARI	740	158	216	174	238		
NOTE :- STORAGE TARIFF FOR OPEN AREA WILL BE 60% OF COVERED AREA RATE IN GENERAL WAREHOUSING SEGMENT & EXPORT WAREHOUSE ATTACHED TO CFS/ICD 75% OF COVERED AREA RATE FOR BONDED WH.								



Digitally signed by  
789f21d5-e38b-48cd-  
bc7e-5f787e5a5715  
Date: 2022.06.30 11:03:07  
+05'30'

SL. NO	REGION	CATEGORY	DWT		SPECIAL DWT		FERTILIZER RATE	BOND AREA RATE GROSS
			GROSS AREA RATE	NET AREA RATE	GROSS AREA RATE	NET AREA RATE		
	PER SQUARE METRE PER MONTH		PER SQUARE METRE PER MONTH	PER SQUARE METRE PER MONTH	PER SQUARE METRE PER MONTH	MT/ MONTH	PER SQUARE METRE/ WEEK	
	(RS.)		(RS.)	(RS.)	(RS.)			(RS.)
1	2	3	4	5	6	7	8	9
<b>E</b>	<b>CHANDIGARH</b>							
1	ABOHAR-I	740	158	216	174	238		
2	ABOHAR-II	740	158	216	174	238		
3	AJITWAL	740	158	216	174	238		
4	AMRITSAR	1090	248	340	273	374		
5	AMRITSAR BD	1090	248	340	273	374		
6	BHATINDA	950	209	286	230	315		
7	BHOGPUR	740	158	216	174	238		
8	CHANALON	860	194	266	214	293		
9	FAZILKA-I	740	158	216	174	238		
10	GARSHANKAR	740	158	216	174	238		
11	GURDASPUR	740	158	216	174	238		
12	HOSHIARPUR	740	158	216	174	238		
13	LUDHIANA	1090	248	340	273	374		98
14	MANDI GOBINDGARH	740	158	216	174	238		
15	MANSA	740	158	216	174	238		
16	MOGA-I	860	194	266	214	293		
17	MOGA-II	860	194	266	214	293		
18	MOHALI	1650	399	547	439	602		139
19	MUKTSAR	740	158	216	174	238		
20	NABHA	740	158	216	174	238		
21	NABHA BD	740	158	216	174	238		
22	PATHANKOT BD	740	158	216	174	238		
23	ROPAR	740	158	216	174	238		
24	SIRHIND	860	194	266	214	293		
	<b>UT CHANDIGARH</b>							
25	CHANDIGARH	1770	461	631	508	695		177
<b>F</b>	<b>PANCHKULA (HARYANA)</b>							
26	ASSANDH	740	158	216	174	238		
27	BARHI	860	194	266	214	293		
28	BHIWANI	780	167	229	184	252		
29	BIBIPUR	860	194	266	214	293		
30	CHARKHI DADRI	780	167	229	184	252		
31	FATEHABAD	740	158	216	174	238		
32	GOHANA	740	158	216	174	238	85	
33	GURGAON	1770	461	631	508	695		
34	HISSAR	860	194	266	214	293	104	
35	INDRI	740	158	216	174	238		
36	JAGADHARI	740	158	216	174	238		
37	KAITHAL-II	740	158	216	174	238		
38	KARNAL-I	860	194	266	214	293	104	
39	KARNAL-III	860	194	266	214	293		
40	KUNDLI	1250	264	361	291	398		
41	LADWA	740	158	216	174	238		

Digitally signed by 789f21d5-  
e38b-48cd-bc7e-5f787e5a5715  
Date: 2022.06.30 11:03:25  
+05'30'

SL. NO	REGION	CATEGORY	DWT		SPECIAL DWT		FERTILIZER RATE	BOND AREA RATE GROSS
			GROSS AREA RATE	NET AREA RATE	GROSS AREA RATE	NET AREA RATE		
	PER SQUARE METRE PER MONTH		PER SQUARE METRE PER MONTH	PER SQUARE METRE PER MONTH	PER SQUARE METRE PER MONTH	MT/ MONTH	PER SQUARE METRE/ WEEK	
	(RS.)		(RS.)	(RS.)	(RS.)			(RS.)
1	2	3	4	5	6	7	8	9
42	MANDI ADAMPUR	740	158	216	174	238		
43	NARAINGARH	740	158	216	174	238		
44	NARWANA	860	194	266	214	293	104	
45	ROHTAK	740	158	216	174	238	85	
46	SIRSA	740	158	216	174	238		
47	SONEPAT-I	860	194	266	214	293	104	
48	TOHANA	740	158	216	174	238		
49	UKLANA	740	158	216	174	238		
50	DEHRA	780	167	229	184	252		
51	MANDI	780	167	229	184	252		
52	SOLAN	780	167	229	184	252		

NOTE :- STORAGE TARIFF FOR OPEN AREA WILL BE 60% OF COVERED AREA RATE IN GENERAL WAREHOUSING SEGMENT & EXPORT WAREHOUSE ATTACHED TO CFS/ICD 75% OF COVERED AREA RATE FOR BONDED WH.



Digitally signed by 789f21d5-  
e38b-48cd-bc7e-5f787e5a5715  
Date: 2022.06.30 11:03:37  
+05'30'




SL. NO	REGION	CATEGORY	DWT		SPECIAL DWT		FERTILIZER RATE	BOND AREA RATE GROSS
			GROSS AREA RATE	NET AREA RATE	GROSS AREA RATE	NET AREA RATE		
	PER SQUARE METRE PER MONTH		PER SQUARE METRE PER MONTH	PER SQUARE METRE PER MONTH	PER SQUARE METRE PER MONTH	MT/ MONTH	PER SQUARE METRE/ WEEK	
	(RS.)		(RS.)	(RS.)	(RS.)			(RS.)
1	2	3	4	5	6	7	8	9
<b>G</b>	<b>CHENNAI</b>							
1	AMBATTUR	1530	336	460	370	506		
2	CHIDAMBARAM	860	194	266	214	293		
3	CHROME PET	1530	336	460	370	506		
	CHROME PET (with modern. Facility*)	1650	399	547	439	602		
4	COIMBATORE	1250	264	361	291	398		
5	CUDDALORE	950	209	286	230	315		
6	ERODE	1030	222	303	245	334		
7	HOSUR	1030	222	303	245	334		
8	KUMBAKONAM	860	194	266	214	293		
9	MADHAVARAM CFS	1530	336	460	370	506		
10	MADURAI-I	1030	222	303	245	334		
11	MADURAI-II	1030	222	303	245	334		
12	MANARGUDI	860	194	266	214	293		
13	MEPZ	1530						101
14	MOOLAPALAYAM	1030	222	303	245	334		
15	NAGERCOIL	1030	222	303	245	334		
16	ROYAPURAM	1530	336	460	370	506		
17	SINGANAILLUR ACC&ICD	1060	234	321	258	354		
18	THANJAVAR	1030	222	303	245	334		
19	THOOTHUKUDI CFS	1030	222	303	245	334		83
20	TRICHY	1030	222	303	245	334		
21	UDUMALPET	740	158	216	174	238		
22	VIRDHUNAGAR	1060	234	321	258	354		
23	VIRUGAMBAKAM/CFS	1530	336	460	370	506		126
	VIRUGAM.B. (with modern. Facility*)	1650	399	547	439	602		
<b>H</b>	<b>PUDUCHERY</b>							
24	PUDUCHERY	950	209	286	230	315		
<b>I</b>	<b>ANDMAN &amp; NICOBAR</b>							
25	PORT BLAIR	1030	222	303	245	334		

NOTE :- STORAGE TARIFF FOR OPEN AREA WILL BE 60% OF COVERED AREA RATE IN GENERAL WAREHOUSING SEGMENT & EXPORT WAREHOUSE ATTACHED TO CFS/ICD 75% OF COVERED AREA RATE FOR BONDED WH. \*Rate is kept higher because of modern facilities.



Digitally signed by 7892145-  
e3b0-80c0-bc7e-5f7b7e5a5715  
Date: 2022.06.30 11:03:50  
+05'30'

SL. NO.	REGION	CATEGORY	DWT		SPECIAL DWT		FERTILIZER RATE	BOND AREA RATE GROSS
			GROSS AREA RATE	NET AREA RATE	GROSS AREA RATE	NET AREA RATE		
	CENTRE NAME		PER SQUARE METRE PER MONTH	PER SQUARE METRE PER MONTH	PER SQUARE METRE PER MONTH	PER SQUARE METRE PER MONTH	MT/MONTH	PER SQUARE METRE/WEEK
	(RS.)		(RS.)	(RS.)	(RS.)	(RS.)	(RS.)	
1	2	3	4	5	6	7	8	9
<b>J</b>	<b>DELHI</b>							
1	KIRTI NAGAR	1800	523	716	576	788		
2	NANGLOI	1770	461	631	508	695		
3	NARELA	1770	461	631	508	695		
4	OKHLA-I	1800	523	716	576	788		196
5	OKHLA-II	1800	523	716	576	788		196
6	R.P.BAGH	1800	523	716	576	788		196
<b>K</b>	<b>UTTAR PRADESH</b>							
7	NOIDA SECTOR 68	1770	461	631	508	695		
8	SAHIBABAD-I	1770	461	631	508	695		
9	SAHIBABAD-II	1770	461	631	508	695		
10	KASNA	1250	264	361	291	398		
11	CW GREATER NOIDA	1400	281	385	310	424		
12	CW SURAJPUR	1400	281	385	310	424		
13	CW LONI	1400	281	385	310	424		
NOTE :- STORAGE TARIFF FOR OPEN AREA WILL BE 60% OF COVERED AREA RATE IN GENERAL WAREHOUSING SEGMENT & EXPORT WAREHOUSE ATTACHED TO CFS/ICD 75% OF COVERED AREA RATE FOR BONDED WH.								



Digitally signed by  
789f21d5-e38b-48cd-  
bc7e-5f787e5a5715  
Date: 2022.06.30 11:04:08  
+05'30'

SL. NO.	REGION	CATEGORY	DWT		SPECIAL DWT		FERTILIZER RATE	BOND AREA RATE GROSS
			GROSS AREA RATE	NET AREA RATE	GROSS AREA RATE	NET AREA RATE		
	PER SQUARE METRE PER MONTH		PER SQUARE METRE PER MONTH	PER SQUARE METRE PER MONTH	PER SQUARE METRE PER MONTH	MT/MONTH	PER SQUARE METRE/WEEK	
	(RS.)		(RS.)	(RS.)	(RS.)	(RS.)	(RS.)	
1	2	3	4	5	6	7	8	9
<b>L</b>	<b>GUWAHATI</b>							
1	AMINGAON-I	950	209	286	230	315		81
2	AMINGAON-II	950	209	286	230	315		
3	DHUBRI	780	167	229	184	252		
4	JORHAT-I	950	209	286	230	315		
5	JORHAT-II	780	167	229	184	252		
6	SORBHOG	950	209	286	230	315	112	
7	MALIGAON	1030	222	303	245	334		98
8	AZARA	950	209	286	230	315		
9	SILCHAR	780	167	229	184	252		
<b>M</b>	<b>NAGALAND</b>							
10	DIMAPUR	780	167	229	184	252		
<b>N</b>	<b>TRIPURA</b>							
11	AGARTALA (H)	780	167	229	184	252	104	
12	AGARTALA-II (AMTALI)	740	158	216	174	238	104	
<b>O</b>	<b>ARUNACHAL</b>							
13	JONAI	950	209	286	230	315		
<b>P</b>	<b>MANIPUR</b>							
14	IMPHAL	950	209	286	230	315		
<b>Q</b>	<b>MIZORAM</b>							
15	AIZWAL	950	209	286	230	315		
<b>R</b>	<b>MEGHALAYA</b>							
16	SHILLONG (Umran Dairy)	950	209	286	230	315		
17	JOWAI	950	209	286	230	315		
NOTE :- STORAGE TARIFF FOR OPEN AREA WILL BE 60% OF COVERED AREA RATE IN GENERAL WAREHOUSING SEGMENT & EXPORT WAREHOUSE ATTACHED TO CFS/ICD 75% OF COVERED AREA RATE FOR BONDED WH.								

Digitally signed by 789f21d5-e38b-48cd-bc7e-5f787e5a5715  
Date: 2022.06.30 11:04:21 +05'30'

SL. NO	REGION	CATEGORY	DWT		SPECIAL DWT		FERTILIZER RATE	BOND AREA RATE GROSS
			GROSS AREA RATE	NET AREA RATE	GROSS AREA RATE	NET AREA RATE		
	PER SQUARE METRE PER MONTH		PER SQUARE METRE PER MONTH	PER SQUARE METRE PER MONTH	PER SQUARE METRE PER MONTH	MT/MONTH	PER SQUARE METRE/WEEK	
	(RS.)		(RS.)	(RS.)	(RS.)			(RS.)
1	2	3	4	5	6	7	8	9
<b>S HYDERABAD</b>								
1	ADILABAD	950	209	286	230	315		
2	ADONI	780	167	229	184	252	90	
3	ANANTHAPUR	780	167	229	184	252	90	
4	ANKAPALLY	780	167	229	184	252		
5	BODHAN	780	167	229	184	252		
6	CHITYAL	780	167	229	184	252		
7	DUGGIRALA	950	209	286	230	315		
8	GADWAL	780	167	229	184	252		
9	GARREPALLI	950	209	286	230	315		
10	GUDIVADA	780	167	229	184	252	90	
11	GUNTUR	780	167	229	184	252	90	
12	JANGAON	780	167	229	184	252		
13	KADAPA	780	167	229	184	252		
14	KAIKALUR	780	167	229	184	252		
15	KAKINADA	780	167	229	184	252		
16	KARIMNAGARI	950	209	286	230	315		
17	KUKATPALLY CFS							121
18	MACHILIPATNAM	780	167	229	184	252		
19	MEDAK	780	167	229	184	252		
20	MEHBUBNAGAR	950	209	286	230	315		
21	NAMPALLY	1090	248	340	273	374		
22	NANDIKOTKUR	780	167	229	184	252		
23	NANDYAL	780	167	229	184	252		
24	NELLORE	780	167	229	184	252	90	
25	NIDAMANUR	780	167	229	184	252		
26	NIZAMABAD	1030	222	303	245	334		
27	ONGOLE	950	209	286	230	315		
28	PEDAKAKANI	780	167	229	184	252	90	
29	RAJAMAHENDRAVARAM	780	167	229	184	252		
30	RAYANAPADU	780	167	229	184	252		
31	RENIGUNTA	780	167	229	184	252	90	
32	SANATHNGR-FO	1060	234	321	258	354		
33	SARANGPUR	780	167	229	184	252		
34	SATTENAPALLI	780	167	229	184	252		
35	SIDDIPET	780	167	229	184	252		
36	SURYAPET	780	167	229	184	252		
37	TADEPALLIGUDEM	780	167	229	184	252	90	
38	VADLAMUDI	780	167	229	184	252		
39	VIJAYWADA-I	1060	234	321	258	354		
40	VIJAYWADA-II	950	209	286	230	315		
41	VIZAG-I	1030	222	303	245	334		
42	WARANGAL	950	209	286	230	315	112	
NOTE :- STORAGE TARIFF FOR OPEN AREA WILL BE 60% OF COVERED AREA RATE IN GENERAL WAREHOUSING SEGMENT & EXPORT WAREHOUSE ATTACHED TO CFS/ICD 75% OF COVERED AREA RATE FOR BONDED WH.								

Digitally signed by 789f21d5-  
e38b-48cd-bc7e-5f787e5a5715  
Date: 2022.06.30 11:04:35  
+05'30'

SL. NO.	REGION	CATEGORY	DWT		SPECIAL DWT		FERTILIZER RATE	BOND AREA RATE GROSS
			GROSS AREA RATE	NET AREA RATE	GROSS AREA RATE	NET AREA RATE		
	PER SQUARE METRE PER MONTH		PER SQUARE METRE PER MONTH	PER SQUARE METRE PER MONTH	PER SQUARE METRE PER MONTH	MT/ MONTH	PER SQUARE METRE/ WEEK	
	(RS.)		(RS.)	(RS.)	(RS.)			(RS.)
1	2	3	4	5	6	7	8	9
<b>T</b>	<b>JAIPUR</b>							
1	BARAN	780	167	229	184	252		
2	BEAWAR-I	780	167	229	184	252		
3	BEAWAR-II	780	167	229	184	252		
4	BHARATPUR	780	167	229	184	252		
5	BIKANER-I	780	167	229	184	252		
6	BIKANER-II	780	167	229	184	252		
7	CHOMU	780	167	229	184	252		
8	DEOLI	780	167	229	184	252		
9	HANUMANGARH-I	780	167	229	184	252		
10	HANUMANGARH-II	780	167	229	184	252		
11	JHUNJHUNU	780	167	229	184	252		
12	KESARISINGHPUR	780	167	229	184	252		
13	KOTA I	950	209	286	230	315		
14	KOTA II	950	209	286	230	315		
15	KOTA III	860	194	266	214	293		
16	KOTPUTLI	780	167	229	184	252		
17	KUSHALGARH	740	158	216	174	238		
18	NAGAU	780	167	229	184	252		
19	PARBATSAR	780	167	229	184	252		
20	RAISINGHNAGAR	860	194	266	214	293		
21	SIKAR	780	167	229	184	252		
22	SITAPURA-I	1060	234	321	258	354		
23	SITAPURA-II	1030	222	303	245	334		
24	SRIGANGANGR-I	780	167	229	184	252		
25	SRIGANGANGR-II	780	167	229	184	252		
26	SRIMADHOPUR	740	158	216	174	238		
27	SURATGARH	860	194	266	214	293		
28	TIBBI	1030	222	303	245	334		
29	UDAIPUR	780	167	229	184	252		
30	JODHPUR	860	194	266	214	293		
31	BARMER	860	194	266	214	293		
32	BEAWAR-II	780	167	229	184	252		
33	SADULPUR	780	167	229	184	252		
34	CHAKSU	780	167	229	184	252		

NOTE :- STORAGE TARIFF FOR OPEN AREA WILL BE 60% OF COVERED AREA RATE IN GENERAL WAREHOUSING SEGMENT & EXPORT WAREHOUSE ATTACHED TO CFS/ICD 75% OF COVERED AREA RATE FOR BONDED WH.


Digitally signed by 789f21d5-  
e38b-48cd-bc7e-5f787e5a5715  
Date: 2022.06.30 11:04:53  
+05'30'

SL. NO	REGION	CATEGORY	DWT		SPECIAL DWT		FERTILIZER RATE	BOND AREA RATE GROSS	
			GROSS AREA RATE	NET AREA RATE	GROSS AREA RATE	NET AREA RATE			
	PER SQUARE METRE PER MONTH		PER SQUARE METRE PER MONTH	PER SQUARE METRE PER MONTH	PER SQUARE METRE PER MONTH	MT/MONTH	PER SQUARE METRE/WEEK		
	(RS.)		(RS.)	(RS.)	(RS.)			(RS.)	(RS.)
1	2	3	4	5	6	7	8	9	
<b>U</b>	<b>KOCHI</b>								
1	EDATHALA,ALUVA	1090	248	340	273	374			
2	ERNAKULAM	1250	264	361	291	398			
3	KAKKANAD	1250	264	361	291	398			
4	KAKKANCHERRY	1030	222	303	245	334			
5	KANNUR	1250	264	361	291	398			
6	KOCHI	1250	264	361	291	398			116
7	KUNNAMTHANAM	1250	264	361	291	398			
8	KOZHIKODE	1250	264	361	291	398	141		
9	PALLAKAD/KANZIKODE	1030	222	303	245	334			
10	TRICHUR	1030	222	303	245	334			
11	TRIVANDRUM	1030	222	303	245	334			
12	THALASSERY	1030	222	303	245	334			
NOTE :- STORAGE TARIFF FOR OPEN AREA WILL BE 60% OF COVERED AREA RATE IN GENERAL WAREHOUSING SEGMENT & EXPORT WAREHOUSE ATTACHED TO CFS/ICD 75% OF COVERED AREA RATE FOR BONDED WH.									

Digitally signed by 789f21d5-  
e38b-48cd-bc7e-5f787e5a5715  
Date: 2022.06.30 11:05:05 +05'30'

SL. NO	REGION	CATEGORY	DWT		SPECIAL DWT		FERTILIZER RATE	BOND AREA RATE GROSS
			GROSS AREA RATE	NET AREA RATE	GROSS AREA RATE	NET AREA RATE		
	PER SQUARE METRE PER MONTH		PER SQUARE METRE PER MONTH	PER SQUARE METRE PER MONTH	PER SQUARE METRE PER MONTH	MT/MONTH	PER SQUARE METRE/WEEK	
	(RS.)		(RS.)	(RS.)	(RS.)			(RS.)
1	2	3	4	5	6	7	8	9
<b>V</b>	<b>KOLKATA</b>							
1	BERHAMPORE	1030	222	303	245	334		
2	BELDA	1030	222	303	245	334	119	
3	BISHNUPUR	1030	222	303	245	334	119	
4	BONHOOGHLY	1090	248	340	273	374		98
5	BURDWAN	1030	222	303	245	334	119	
6	CHANDRAKONA ROAD	1030	222	303	245	334	119	
7	COOCH BEHAR	1030	222	303	245	334	119	
8	DURGACHAK	950	209	286	230	315	112	
9	GOARA/PANDUA	1030	222	303	245	334		
10	HALDIA/CFS/Gen	950	209	286	230	315		
11	KOLKATA-CFS	1030	222	303	245	334		98
12	KHARAGPUR	1030	222	303	245	334	119	
13	KOLKATA-IMPORT & EXPORT	1250	264	361	291	398		105
14	MAHESHTALA/BUDGE	1090	248	340	273	374		98
15	MATIGARA (SILIGURI)	1030	222	303	245	334		
16	MALDA	1030	222	303	245	334		
17	MOGRA(TARAGAON)	1030	222	303	245	334		
18	PANCHPARA	950	209	286	230	315		98
19	PANIHATI	1090	248	340	273	374		
20	RANINAGAR	1030	222	303	245	334		
21	SARGACHI	1030	222	303	245	334		
22	SARUL	1030	222	303	245	334		
23	TARATOLLA ROAD	1090	248	340	273	374		98
24	ULUBERIA	1250	264	361	291	398		

NOTE :- STORAGE TARIFF FOR OPEN AREA WILL BE 60% OF COVERED AREA RATE IN GENERAL WAREHOUSING SEGMENT & EXPORT WAREHOUSE ATTACHED TO CFS/ICD 75% OF COVERED AREA RATE FOR BONDED WH.


 Digitally signed by 789f21d5-e38b-48cd-bc7e-5f787e5a5715  
 Date: 2022.06.30 11:05:18 +05'30'


SL. NO.	REGION	CATEGORY	DWT		SPECIAL DWT		FERTILIZER RATE	BOND AREA RATE GROSS
			GROSS AREA RATE	NET AREA RATE	GROSS AREA RATE	NET AREA RATE		
	CENTRE NAME		PER SQUARE METRE PER MONTH	PER SQUARE METRE PER MONTH	PER SQUARE METRE PER MONTH	PER SQUARE METRE PER MONTH	MT/MONTH	PER SQUARE METRE/WEEK
	(RS.)		(RS.)	(RS.)	(RS.)	(RS.)	(RS.)	
1	2	3	4	5	6	7	8	9
<b>W</b>	<b>LUCKNOW</b>							
1	BABATPUR	1530	336	460	370	506		
2	BALLIA	950	209	286	230	315		
3	BANDA	950	209	286	230	315		
4	BASTI	950	209	286	230	315		
5	BEHRAICH	950	209	286	230	315		
6	BHADOHI	1030	222	303	245	334		
7	BIJNOR	950	209	286	230	315		
8	BISALPUR	950	209	286	230	315		
9	CHANDAUSI-I	950	209	286	230	315		
10	CHANDAUSI-II	950	209	286	230	315		
11	CHIRGAON	860	194	266	214	293		
12	DUMARIYAGANJ	950	209	286	230	315		
13	DADRI	1530	336	460	370	506		
14	ETAWAH	950	209	286	230	315		
15	FAIZABAD	1060	234	321	258	354		
16	GHAZIABAD-I	1770	461	631	508	695		
17	GOLAGOKARNATH	860	194	266	214	293		
18	GORAKHPUR	1400	281	385	310	424		
19	HARDOI	950	209	286	230	315		
20	JAHANGIRABAD-I	860	194	266	214	293		
21	JAHANGIRABAD-II	860	194	266	214	293		
22	JHANSI	1400	281	385	310	424		
23	KANPUR	1030	222	303	245	334		104
24	LUCKNOW-I	1530	336	460	370	506		
25	LUCKNOW-II	1530	336	460	370	506		
26	MAUNATH BHANJAN	950	209	286	230	315		
27	MUZAFFARNGR	950	209	286	230	315		
28	MUZAFFARNAGAR BD	950	209	286	230	315		
29	NAINI	1400	281	385	310	424		
30	RAMPUR	950	209	286	230	315		
31	ROBERTSGANJ	950	209	286	230	315		
32	SAHARANPUR-I	950	209	286	230	315		
33	SAHARANPUR BD	950	209	286	230	315		
34	SHAHGANJ	950	209	286	230	315		
35	SHAHJAHANPUR	950	209	286	230	315		
36	SHAMLI	950	209	286	230	315		
<b>T</b>	<b>UTTARANCHAL</b>							
37	BAZPUR	860	194	266	214	293		
38	JASPUR	950	209	286	230	315		
39	KASHIPUR-I	950	209	286	230	315		
40	KASHIPUR-II	950	209	286	230	315		
41	KHATIMA	1400	281	385	310	424		
42	SRINAGAR	950	209	286	230	315		
43	DEHRADOON	1650	399	547	439	602		
NOTE :- STORAGE TARIFF FOR OPEN AREA WILL BE 60% OF COVERED AREA RATE IN GENERAL WAREHOUSING SEGMENT & EXPORT WAREHOUSE ATTACHED TO CFS/ICD 75% OF COVERED AREA RATE FOR BONDED WH.								

Digitally signed by 789f21d5-e38b-48cd-bc7e-5f787e5a5715  
Date: 2022.06.30 11:05:30 +05'30'



SL. NO	REGION	CATEGORY	DWT		SPECIAL DWT		FERTILIZER RATE	BOND AREA RATE GROSS
			GROSS AREA RATE	NET AREA RATE	GROSS AREA RATE	NET AREA RATE		
	PER SQUARE METRE PER MONTH		PER SQUARE METRE PER MONTH	PER SQUARE METRE PER MONTH	PER SQUARE METRE PER MONTH	MT/ MONTH	PER SQUARE METRE/ WEEK	
	(RS.)		(RS.)	(RS.)	(RS.)			(RS.)
1	2	3	4	5	6	7	8	9
<b>X</b>	<b>MUMBAI</b>							
1	ACC SADA GOA	1400	281	385	310	424		105
2	AKOLA-I	950	209	286	230	315		
3	AKOLA-II	950	209	286	230	315		
4	AMBAD-NASIK	1030	222	303	245	334		88
5	AMBERNATH-I	950	209	286	230	315		
6	AMRAVATI	950	209	286	230	315		
7	BANDERA (PEG)	860	194	266	214	293		
8	CHIKALTHANA	950	209	286	230	315		88
9	CFS-DISTRPARK	1800	523	716	576	788		
10	CFS-D'NODE	1800	523	716	576	788		
11	GONDIA I	950	209	286	230	315		
12	GONDIA II	950	209	286	230	315		
13	KALAMBOLI-IRT	1800	523	716	576	788		196
14	KARANJA	950	209	286	230	315		
15	KOLHAPUR-I	950	209	286	230	315		
16	KOLHAPUR-II	950	209	286	230	315	112	
17	CFS-LOGISTIC PARK	1800	523	716	576	788		
18	MALIWADA (PEG)	860	194	266	214	293		
19	MIRAJ (G)	950	209	286	230	315		
20	MIRAJ BASE DEPOT	950	209	286	230	315		
21	NAGPUR	950	209	286	230	315		
22	NANDED	950	209	286	230	315	112	
23	NASIK ROAD	1030	222	303	245	334	119	
24	PUNE-ICD-PIMPRI	1400	281	385	310	424		105
25	PUNTAMBA	1030	222	303	245	334		
26	SANGLI	950	209	286	230	315	112	
27	VASHI	1770	461	631	508	695		143
28	ICD-VERNA	1250	264	361	291	398		
29	ICD -WALUJ	860	194	266	214	293		
30	WASHIM (PEG)	860	194	266	214	293		
31	YAVATMAL	950	209	286	230	315		
32	CFS IMPEX PARK	1800	523	716	576	788		

NOTE :- STORAGE TARIFF FOR OPEN AREA WILL BE 60% OF COVERED AREA RATE IN GENERAL WAREHOUSING SEGMENT & EXPORT WAREHOUSE ATTACHED TO CFS/ICD 75% OF COVERED AREA RATE FOR BONDED WH. COLD STORAGE TARIFF AT CW-VASHI IS Rs. 1465 PER SQ. MTR. PER MONTH.



Digitally signed by 789f21d5-  
e38b-48cd-  
bc7e-5f787e5a5715  
Date: 2022.06.30 11:05:43  
+05'30'

SL. NO	REGION	CATEGORY	DWT		SPECIAL DWT		FERTILIZER RATE	BOND AREA RATE GROSS
			GROSS AREA RATE	NET AREA RATE	GROSS AREA RATE	NET AREA RATE		
	PER SQUARE METRE PER MONTH		PER SQUARE METRE PER MONTH	PER SQUARE METRE PER MONTH	PER SQUARE METRE PER MONTH	MT/MONTH	PER SQUARE METRE/WEEK	
	(RS.)		(RS.)	(RS.)	(RS.)	(RS.)	(RS.)	
1	2	3	4	5	6	7	8	9
<b>Y</b>	<b>PATNA(BIHAR)</b>							
1	BETTIAH	860	194	266	214	293		
2	DARBHANGA	860	194	266	214	293		
3	FATUHA	950	209	286	230	315		
4	KATI HAR	860	194	266	214	293		
5	KHAGARIA	860	194	266	214	293		
6	KISHANGANJ	860	194	266	214	293		
7	MADHEPURA	860	194	266	214	293		
8	MOHANIA	860	194	266	214	293		
9	MOKAMA	860	194	266	214	293		
10	MUNGER	860	194	266	214	293		
11	MUSALLAPUR	1090	248	340	273	374		
12	NOKHA	740	158	216	174	238		
13	PATNA CITY	1090	248	340	273	374		
14	SAMSTIPUR	860	194	266	214	293		
15	SIWAN	860	194	266	214	293		
16	SUPAUL	860	194	266	214	293		
17	ARRAH	950	209	286	230	315		
18	BEGUSARAI	950	209	286	230	315		
19	BHAGALPUR	950	209	286	230	315		
20	BUXAR	950	209	286	230	315		
<b>Z</b>	<b>JHARKHAND</b>							
21	CHAIBASA	860	194	266	214	293		
22	HAZARIBAGH	860	194	266	214	293		
23	JAMSHEDPUR	1060	234	321	258	354		
24	SINDRI	950	209	286	230	315		
25	RANCHI	1090	248	340	273	374		
<b>AA</b>	<b>BHUBANESHWAR</b>							
26	ASKA	780	167	229	184	252		
27	BALASORE I	950	209	286	230	315		
28	BALASORE II	950	209	286	230	315		
29	BALJITPADA	780	167	229	184	252		
30	BARGARH	780	167	229	184	252		
31	BERHAMPUR	740	158	216	174	238		
32	BOLANGIR	780	167	229	184	252		
33	CHOUDWAR	780	167	229	184	252		
34	CUTTACK	950	209	286	230	315		
35	JAJPUR ROAD	780	167	229	184	252		
36	JATNI	950	209	286	230	315		
37	JEYPORE	780	167	229	184	252		
38	JUNAGARH	780	167	229	184	252		
39	KALAMATI	780	167	229	184	252		
40	KENDUPALLI-I	780	167	229	184	252		

Digitally signed by 789f21d5-  
e38b-46cd-bc7e-5f787e5a5715  
Date: 2022.06.30 11:05:57 +05'30'



75  
Azadi Ka  
Amrit Mahotsav



केन्द्रीय भण्डारण निगम  
(भारत सरकार का उपक्रम)

CENTRAL WAREHOUSING CORPORATION

(A Govt. of India Undertaking)

जन-जन के लिए भण्डारण/Warehousing for Everyone



CWC CO-CD0COMM/428/2021-COMM

Date: 09.03.2022

The Regional Manager

Central Warehousing Corporation

Regional Office,

Ahmedabad / Bangalore / Bhopal / Chandigarh / Chennai / Delhi /

Guwahati / Hyderabad / Jaipur / Kochi / Kolkata / Lucknow / Mumbai / Patna

**Sub.: Revision of storage tariff w.e.f. 01.04.2022 at Central Warehouses.....reg.**

The tariff revision for FY 2022-23 has been finalized based on recommendation received from RMs, taking into account the business scenario, market conditions and increase in establishment and operational cost, repair & renovation costs and other relevant factors. Competent Authority has approved the proposals for revision of storage tariff w.e.f. 01.04.2022 as per details given below:-

1. The **Area Basis Tariff** for all existing warehouses has been revised in line with the recommendations of RMs and category of only those warehouses has been upgraded/revised wherein it was specifically recommended by the RMs. The Warehouse wise category (Rating), DWT Area Rates (gross/net), Special DWT Area Rates (gross/net), Bonded Rates and Fertilizer Rates are enclosed as **Annexure-I**.
2. The **Commodity wise Tariff (Bag Basis )** has also been revised. The tariff of the commodities which are not in use has been removed from the published tariff. If any such commodity or any new commodity is received in the warehouses, the proposal for the same may be sent to CO for fixation of storage tariff accordingly. The revised Commodity wise tariff is Attached as **Annexure-II**.
3. Tariff for CCI Cotton Bales (Management and Hired WHs), Weighment Charges, Metals storage, Cold Storage Vashi charges has also been revised and attached as **Annexure-III**.
4. In case of utilization on Dedicated Warehousing Terms (DWT) being inbuilt annual escalation clause, the annual escalation of tariff as per the agreement shall continue to be applicable from due date (date of anniversary) .
5. In order to rationalize/ decrease the number of warehouse categories, the high rated tariff categories where the number of warehouses are less, have been reviewed and warehouses falling in such category has been upgraded/downgraded depending upon the RM's recommendations, depositor profile and business aspect of the centre.
6. Bonded area tariff shall be applicable only for custom notified warehouses, if any Time Barred bond (TBB)/seized/confiscated cargo are lying in such warehouses those are not custom notified then the storage charges shall be applicable as per SDWT rates.
7. **FCI Gunny Bales:** Separate bills to be generated for food grain and gunny bales stored within reserved space. The bills for food grain stored will not attract GST, however, bills for storage of gunny bales in reserved space will attract GST.

निगमित का0: 4/1, सीरी इंस्टीट्यूशनल एरिया, अगस्त क्रांति मार्ग, हौज़ खास, नई दिल्ली-110016

CO: 4/1, Siri Institutional Area, August Kranti Marg, Hauz Khas, New Delhi-110016 ☎ 011-47049063, 41051165 ई-मेल: gmcomm@cewacor.nic.in

For example; at any center FCI has reservation of 5000 MT and out of this 5000 MT capacity FCI stored 100 MT of gunny bales and 4900 MT of foodgrain, in this scenario the separate bills will be raised for 4900 MT foodgrain on reservation rates (without GST) and for 100 MT gunny bales on reservation rates (with applicable GST).

8. Fumigable stock e.g. Food grains, pulses, seeds etc. should invariably be stored on bag basis only and not on area basis except wherever circumstances warrant with the prior approval of Corporate Office.
9. Storage/MF tariff for CFS/ICD/ICP/ACCs may continue to be fixed for each centre depending on its location, availability of business and quantum of competition. However, RM may send the proposal for revision of tariff to Project Division, CO if not considered/revised already. Under no circumstances the existing tariff will be continued beyond 01.04.2022 without CO approval.
10. Tariff with regard to FCI on guarantee basis is regulated by the Ministry, based on recommendations of Chief Advisor Cost (CAC), Ministry of Finance and the same shall be circulated as and when revised.
11. No rebate may be allowed without approval of Corporate Office except under DoP of RMs. The existing rebate of 10% to Co-operatives/ Agri Start-ups and 30% to Farmers i.e. bonafide agriculturist only for the storage of their products as per Para 7 of CO circular issued vide letter No. CWC-BD/II-Tariff/91 dated 13.01.1992 may be continued. Rebate on account of bulk storage, longer term storage and other special circumstances shall be decided on case-to-case basis with the prior approval of Corporate Office if it is beyond the DoP of RMs. Rebate already offered will continue till expiry of period agreed upon.
12. It may be ensured and confirmed that tariff of all the warehouses under your jurisdiction has been revised and implemented. Further tariff for any other general commodities which have not been included in the revised tariff may be brought to the knowledge of CO for fixation/revision.
13. In case the tariff implemented before revision of tariff is more than the revised tariff except for the warehouse whose category is downgraded, the same may be continued and such cases may be intimated to Corporate Office with necessary detail for revising the tariff.
14. Goods and Service Tax/any other tax as levied by the Central/State Govt. or local bodies, if any, will be charged extra wherever applicable, in addition to storage, insurance charges, weightment charges etc.
15. RM should bring out a booklet containing tariff for various warehouses/commodities in the Region and may communicate to concerned warehouses/Depositors. It should also contain general terms and conditions for storage/delivery etc.
16. It is also observed that there is no data available to compare the tariff with that of competitors and tariff has been revised in view of normal increase in operating expenditure. RMs are requested to ensure preparation of comparative charts showing rates of competitors like SWCs, National Collateral Management Services Ltd.(NCMSL), NBHC and other private players in the vicinity and submit the same to Corporate Office along with recommendation for revision of tariff in future to ensure decision making on tariff fixation as well as revision in scientific and professional manner.

It is advised to re-check the revised tariff which is to be implemented w.e.f. 01.04.2022 to avoid any further revision of rates etc. and intimate if there is any disparity on or before 15.03.2022


---

निगमित का0: 4/1, सीरी इंस्टीट्यूशनल एरिया, अगस्त क्रांति मार्ग, हौज़ खास, नई दिल्ली-110016

CO: 4/1, Siri Institutional Area, August Kranti Marg, Hauz Khas, New Delhi-110016 ☎ 011-47049063, 41051165 ई-मेल: gmcomm@cewacor.nic.in

so that the same may be reviewed at the Corporate Office. It is also directed to strictly implement the revised tariff and monitor its impact on the income of the centres.

Please acknowledge the receipt of this letter and bring the revised tariff to the notice of all concerned Depositors/Customers in your region for implementation of the same w.e.f. 01.04.2022.

 Digitally signed by  
RAJEEV KUMAR  
BANSAL  
Date: 2022.03.09  
18:46:00 +05'30'

**(R K Bansal)**  
**General Manager (Comm.)**

**Enclosed: As Above**

**Copy to:**

- 1) **PS to MD, CWC, CO, New Delhi for kind information.**
- 2) **PS to Director (M&CP), CWC, CO, New Delhi for kind information.**
- 3) **PS to Director (Finance), CWC, CO, New Delhi for kind information.**
- 4) **The GGM (Systems), CWC, CO, New Delhi- For kind information and with request to incorporate the same in WMS and uploading at the CWC website.**
- 5) **The GGM (Finance), CWC, CO, New Delhi-For kind information.**

---

निगमित का0: 4/1, सीरी इंस्टीट्यूशनल एरिया, अगस्त क्रांति मार्ग, हौज़ खास, नई दिल्ली-110016

CO: 4/1, Siri Institutional Area, August Kranti Marg, Hauz Khas, New Delhi-110016 📞 011-47049063, 41051165 ई-मेल: gmcomm@cewacor.nic.in

**REVISED GENERAL TARIFF CATEGORY FOR FY 2022-23**

SL.NO.	CATEGORY	NO. OF WAREHOUSES	DWT		SPECIAL DWT	
			GROSS AREA RATE	NET AREA RATE	GROSS AREA RATE	NET AREA RATE
			SQURE. METRE PER MONTH	SQURE METRE PER MONTH	SQURE. METRE PER MONTH	SQURE METRE PER MONTH
			(RS.)	(RS.)	(RS.)	(RS.)
1	740	73	158	216	216	260
2	780	81	167	229	229	275
3	860	62	194	266	266	319
4	950	80	209	286	286	343
5	1030	43	222	303	303	364
6	1060	08	234	321	321	386
7	1090	15	248	340	340	408
8	1250	13	264	361	361	434
9	1400	09	281	385	385	462
10	1530	11	336	460	460	552
11	1650	04	399	547	547	656
12	1770	09	461	631	631	757
13	1800	09	523	716	716	859

NOTE :- STORAGE TARIFF FOR OPEN AREA WILL BE 60% OF COVERED AREA RATE IN GENERAL WAREHOUSING SEGMENT & EXPORT WAREHOUSE ATTACHED TO CFS/ICD 75% OF COVERED AREA RATE FOR BONDED WH.

RAJEEV  
KUMAR  
BANSAL

Digitally signed by  
RAJEEV KUMAR BANSAL  
Date: 2022.04.13  
17:46:51 +05'30'

SL. NO	REGION	CATEGORY	DWT		SPECIAL DWT		FERTILIZER RATE	BONDED GROSS AREA RATE
			GROSS AREA RATE	NET AREA RATE	GROSS AREA RATE	NET AREA RATE		
	PER SQUARE METRE PER MONTH		PER SQUARE METRE PER MONTH	PER SQUARE METRE PER MONTH	PER SQUARE METRE PER MONTH	MT/ MONTH	PER SQUARE METRE/ WEEK	
	(RS.)		(RS.)	(RS.)	(RS.)			(RS.)
1	2	3	4	5	6	7	8	9
<b>A</b>	<b>AHEMADABAD</b>							
1	AHMEDABAD-I	1090	248	340	340	408		
2	ANAND	860	194	266	266	319		
3	BARODA-I	1030	222	303	303	364		
4	BHAVNAGAR	860	194	266	266	319		
5	GHANDHI DHAM	860	194	266	266	319		
6	ISHANPUR	1090	248	340	340	408		
7	JAMNAGAR	950	209	286	286	343		
8	MUNDRA	780	167	229	229	275		
9	NADIAD	950	209	286	286	343		
10	PIPAVAV	780	167	229	229	275		
11	RAJKOT-I	950	209	286	286	343		
12	RAJKOT-II	950	209	286	286	343		
13	RANOLI-III(KARCHIA)	1030	222	303	303	364		
14	SURAT-I	1090	248	340	340	408		
15	VADOD	780	167	229	229	275		
NOTE :- STORAGE TARIFF FOR OPEN AREA WILL BE 60% OF COVERED AREA RATE IN GENERAL WAREHOUSING SEGMENT & EXPORT WAREHOUSE ATTACHED TO CFS/ICD AND 75% OF COVERED AREA RATE FOR BONDED WH.								

RAJEEV  
KUMAR  
BANSAL

Digitally signed by  
RAJEEV KUMAR BANSAL  
Date: 2022.04.13  
17:47:15 +05'30'

SL. NO	REGION	CATEGORY	DWT		SPECIAL DWT		FERTILIZER RATE	BOND AREA RATE GROSS
			GROSS AREA RATE	NET AREA RATE	GROSS AREA RATE	NET AREA RATE		
	PER SQUARE METRE PER		PER SQUARE METRE PER	PER SQUARE METRE PER MONTH	PER SQUARE METRE PER MONTH	MT/MONTH	PER SQUARE METRE/ WEEK	
	(RS.)		(RS.)	(RS.)	(RS.)	(RS.)	(RS.)	
1	2	3	4	5	6	7	8	9
<b>B</b>	<b>BANGALORE</b>							
1	BANG-I/APMC	1030	222	303	303	364		
2	BANG-V(RVLAYOUT)	1250	264	361	361	434		
3	BELGAUM	740	158	216	216	260	89	
4	BIDAR	740	158	216	216	260		
5	DAVANGERE	740	158	216	216	260	89	
6	DHARWAD	740	158	216	216	260		
7	DODDABALLAPUR (open)	1060	234	321	321	386		
8	GADAG-I	740	158	216	216	260		
9	GADAG-II	740	158	216	216	260	89	
10	GULBERGA-I	740	158	216	216	260		
11	GULBERGA-II	740	158	216	216	260	89	
12	HUBLI	740	158	216	216	260	89	
13	KIADB IT/ AEROSPACE PARK	1530	336	460	460	552		
14	K.R. NAGAR	780	167	229	229	275		
15	MANDYA	740	158	216	216	260		
16	MANGALORE-I	860	194	266	266	319		
17	MANGALORE-II/PANAMBUR	860	194	266	266	319	104	85
18	NARGUND	740	158	216	216	260		
19	RAICHUR	740	158	216	216	260		
20	SEDAM	740	158	216	216	260		
21	SHIKARIPUR	740	158	216	216	260		
22	SHIMOGA-I & II	740	158	216	216	260	89	
23	SOUNDATTI	740	158	216	216	260		
24	TUMKUR	740	158	216	216	260	89	
25	HOSPETE	740	158	216	216	260		
26	VIJAYAPURA	740	158	216	216	260		
NOTE :- STORAGE TARIFF FOR OPEN AREA WILL BE 60% OF COVERED AREA RATE IN GENERAL WAREHOUSING SEGMENT & EXPORT WAREHOUSE ATTACHED TO CFS/ICD 75% OF COVERED AREA RATE FOR BONDED WH.								

RAJEEV  
KUMAR  
BANSAL

Digitally signed by  
RAJEEV KUMAR  
BANSAL  
Date: 2022.04.13  
17:47:34 +05'30'



SL. NO	REGION	CATEGORY	DWT		SPECIAL DWT		FERTILIZER RATE	BOND AREA RATE GROSS
			GROSS AREA RATE	NET AREA RATE	GROSS AREA RATE	NET AREA RATE		
	CENTRE NAME		PER SQUARE METRE PER MONTH	PER SQUARE METRE PER MONTH	PER SQUARE METRE PER MONTH	PER SQUARE METRE PER MONTH	MT/MONTH	PER SQUARE METRE/WEEK
	(RS.)		(RS.)	(RS.)	(RS.)	(RS.)	(RS.)	
1	2	3	4	5	6	7	8	9
<b>C BHOPAL</b>								
1	BALAGHAT	740	158	216	216	260		
2	BHIND	740	158	216	216	260		
3	BHOPAL-I	860	194	266	266	319		
4	BHOPAL-II	860	194	266	266	319		
5	BURHANPUR-I	740	158	216	216	260		
6	CHINDWARA	740	158	216	216	260		
7	CHHATARPUR	740	158	216	216	260		
8	GWALIOR	860	194	266	266	319		
9	INDORE-I	860	194	266	266	319		
10	INDORE-III	860	194	266	266	319		
11	INDORE-IV	860	194	266	266	319		
12	INDORE-V	860	194	266	266	319	104	88
13	KATNI	740	158	216	216	260		
14	KHANDWA-I	740	158	216	216	260		
15	MAKSI	740	158	216	216	260		
16	MALLANPUR	860	194	266	266	319		
17	MORENA-I	780	167	229	229	275		
18	MORENA-II	780	167	229	229	275		
19	NARSINGHPUR-I	740	158	216	216	260		
20	PITHAMPUR	740	158	216	216	260		
21	SANWAR	860	194	266	266	319		
22	SHEOPURKALAN-I	860	194	266	266	319		
23	SHEOPURKALAN-II	860	194	266	266	319		
24	SOHAGPUR	740	158	216	216	260		
<b>D RAIPUR-CHHATTISGARH</b>								
25	BHATAPARA-I	740	158	216	216	260		
26	BHATAPARA-II	740	158	216	216	260		
27	BILASPUR-I	860	194	266	266	319		
28	BILASPUR-II	860	194	266	266	319		
29	RAIGARH-I	740	158	216	216	260		
30	RAIGARH-II	740	158	216	216	260		
31	RAIPUR-I	740	158	216	216	260		
32	RAIPUR-III	740	158	216	216	260		
33	RAIPUR-IV	740	158	216	216	260		
34	DHAMTARI	740	158	216	216	260		
NOTE :- STORAGE TARIFF FOR OPEN AREA WILL BE 60% OF COVERED AREA RATE IN GENERAL WAREHOUSING SEGMENT & EXPORT WAREHOUSE ATTACHED TO CFS/ICD 75% OF COVERED AREA RATE FOR BONDED WH.								

SL. NO	REGION	CATEGORY	DWT		SPECIAL DWT		FERTILIZER RATE	BOND AREA RATE GROSS
			GROSS AREA RATE	NET AREA RATE	GROSS AREA RATE	NET AREA RATE		
	CENTRE NAME		PER SQUARE METRE PER MONTH	PER SQUARE METRE PER MONTH	PER SQUARE METRE PER MONTH	PER SQUARE METRE PER MONTH	MT/MONTH	PER SQUARE METRE/WEEK
	(RS.)		(RS.)	(RS.)	(RS.)	(RS.)	(RS.)	
1	2	3	4	5	6	7	8	9
<b>E</b>	<b>CHANDIGARH</b>							
1	ABOHAR-I	740	158	216	216	260		
2	ABOHAR-II	740	158	216	216	260		
3	AJITWAL	740	158	216	216	260		
4	AMRITSAR	1090	248	340	340	408		
5	AMRITSAR BD	1090	248	340	340	408		
6	BHATINDA	950	209	286	286	343		
7	BHOGPUR	740	158	216	216	260		
8	CHANALON	860	194	266	266	319		
9	FAZILKA-I	740	158	216	216	260		
10	GARSHANKAR	740	158	216	216	260		
11	GURDASPUR	740	158	216	216	260		
12	HOSHIARPUR	740	158	216	216	260		
13	LUDHIANA	1090	248	340	340	408		98
14	MANDI GOBINDGARH	740	158	216	216	260		
15	MANSA	740	158	216	216	260		
16	MOGA-I	860	194	266	266	319		
17	MOGA-II	860	194	266	266	319		
18	MOHALI	1650	399	547	547	656		139
19	MUKTSAR	740	158	216	216	260		
20	NABHA	740	158	216	216	260		
21	NABHA BD	740	158	216	216	260		
22	PATHANKOT BD	740	158	216	216	260		
23	ROPAR	740	158	216	216	260		
24	SIRHIND	860	194	266	266	319		
	<b>UT CHANDIGARH</b>							
25	CHANDIGARH	1770	461	631	631	757		177
<b>F</b>	<b>PANCHKULA (HARYANA)</b>							
26	ASSANDH	740	158	216	216	260		
27	BARHI	860	194	266	266	319		
28	BHIWANI	780	167	229	229	275		
29	BIBIPUR	860	194	266	266	319		
30	CHARKHI DADRI	780	167	229	229	275		
31	FATEHABAD	740	158	216	216	260		
32	GOHANA	740	158	216	216	260	85	
33	GURGAON	1770	461	631	631	757		
34	HISSAR	860	194	266	266	319	104	
35	INDRI	740	158	216	216	260		
36	JAGADHARI	740	158	216	216	260		
37	KAITHAL-II	740	158	216	216	260		
38	KARNAL-I	860	194	266	266	319	104	
39	KARNAL-III	860	194	266	266	319		
40	KUNDLI	1250	264	361	361	434		

SL. NO	REGION	CATEGORY	DWT		SPECIAL DWT		FERTILIZER RATE	BOND AREA RATE GROSS
			GROSS AREA RATE	NET AREA RATE	GROSS AREA RATE	NET AREA RATE		
	PER SQUARE METRE PER MONTH		PER SQUARE METRE PER MONTH	PER SQUARE METRE PER MONTH	PER SQUARE METRE PER MONTH	MT/MONTH	PER SQUARE METRE/WEEK	
	(RS.)		(RS.)	(RS.)	(RS.)	(RS.)	(RS.)	
1	2	3	4	5	6	7	8	9
41	LADWA	740	158	216	216	260		
42	MANDI ADAMPUR	740	158	216	216	260		
43	NARAINGARH	740	158	216	216	260		
44	NARWANA	860	194	266	266	319	104	
45	ROHTAK	740	158	216	216	260	85	
46	SIRSA	740	158	216	216	260		
47	SONEPAT-I	860	194	266	266	319	104	
48	TOHANA	740	158	216	216	260		
49	UKLANA	740	158	216	216	260		
50	DEHRA	780	167	229	229	275		
51	MANDI	780	167	229	229	275		
52	SOLAN	780	167	229	229	275		

NOTE :- STORAGE TARIFF FOR OPEN AREA WILL BE 60% OF COVERED AREA RATE IN GENERAL WAREHOUSING SEGMENT & EXPORT WAREHOUSE ATTACHED TO CFS/ICD 75% OF COVERED AREA RATE FOR BONDED WH.

RAJEEV KUMAR BANSAL  
 Digitally signed by  
 RAJEEV KUMAR BANSAL  
 Date: 2022.04.13  
 17:48:28 +05'30'

SL. NO	REGION	CATEGORY	DWT		SPECIAL DWT		FERTILIZER RATE	BOND AREA RATE GROSS	
			GROSS AREA RATE	NET AREA RATE	GROSS AREA RATE	NET AREA RATE			
	PER SQUARE METRE PER MONTH		PER SQUARE METRE PER MONTH	PER SQUARE METRE PER MONTH	PER SQUARE METRE PER MONTH	MT/MONTH	PER SQUARE METRE/WEEK		
	(RS.)		(RS.)	(RS.)	(RS.)			(RS.)	(RS.)
1	2	3	4	5	6	7	8	9	
<b>G</b>	<b>CHENNAI</b>								
1	AMBATTUR	1530	336	460	460	552			
2	CHIDAMBARAM	860	194	266	266	319			
3	CHROME PET	1530	336	460	460	552			
	CHROME PET (with modern. Facility*)	1650	399	547	547	656			
4	COIMBATORE	1250	264	361	361	434			
5	CUDDALORE	950	209	286	286	343			
6	ERODE	1030	222	303	303	364			
7	HOSUR	1030	222	303	303	364			
8	KUMBAKONAM	860	194	266	266	319			
9	MADHAVARAM CFS	1530	336	460	460	552			
10	MADURAI-I	1030	222	303	303	364			
11	MADURAI-II	1030	222	303	303	364			
12	MANARGUDI	860	194	266	266	319			
13	MEPZ	1530						101	
14	MOOLAPALAYAM	1030	222	303	303	364			
15	NAGERCOIL	1030	222	303	303	364			
16	ROYAPURAM	1530	336	460	460	552			
17	SINGANALLUR ACC&ICD	1060	234	321	321	386			
18	THANJAVAR	1030	222	303	303	364			
19	THOOTHUKUDI CFS	1030	222	303	303	364		83	
20	TRICHY	1030	222	303	303	364			
21	UDUMALPET	740	158	216	216	260			
22	VIRDHUNAGAR	1060	234	321	321	386			
23	VIRUGAMBAKAM/CFS	1530	336	460	460	552			
	VIRUGAM.B. (with modern. Facility*)	1650	399	547	547	656			
<b>H</b>	<b>PUDUCHERY</b>								
24	PUDUCHERY	950	209	286	286	343			
<b>I</b>	<b>ANDMAN &amp; NICOBAR</b>								
25	PORT BLAIR	1030	222	303	303	364			

NOTE :- STORAGE TARIFF FOR OPEN AREA WILL BE 60% OF COVERED AREA RATE IN GENERAL WAREHOUSING SEGMENT & EXPORT WAREHOUSE ATTACHED TO CFS/ICD 75% OF COVERED AREA RATE FOR BONDED WH .\*Rate is kept higher because of modern facilities.

RAJEEV  
KUMAR  
BANSAL

Digitally signed by  
RAJEEV KUMAR BANSAL  
Date: 2022.04.13  
17:48:47 +05'30'

SL. NO	REGION	CATEGORY	DWT		SPECIAL DWT		FERTILIZER RATE	BOND AREA RATE GROSS	
			GROSS AREA RATE	NET AREA RATE	GROSS AREA RATE	NET AREA RATE			
	PER SQUARE METRE PER MONTH		PER SQUARE METRE PER MONTH	PER SQUARE METRE PER MONTH	PER SQUARE METRE PER MONTH	MT/MONTH	PER SQUARE METRE/WEEK		
	(RS.)		(RS.)	(RS.)	(RS.)	(RS.)	(RS.)		
1	2	3	4	5	6	7	8	9	
<b>J</b>	<b>DELHI</b>								
1	KIRTI NAGAR	1800	523	716	716	859			
2	NANGLOI	1770	461	631	631	757			
3	NARELA	1770	461	631	631	757			
4	OKHLA-I	1800	523	716	716	859		196	
5	OKHLA-II	1800	523	716	716	859		196	
6	R.P.BAGH	1800	523	716	716	859		196	
<b>K</b>	<b>UTTAR PRADESH</b>								
7	NOIDA SECTOR 68	1770	461	631	631	757			
8	SAHIBABAD-I	1770	461	631	631	757			
9	SAHIBABAD-II	1770	461	631	631	757			
10	KASNA	1250	264	361	361	434			
11	CW GREATER NOIDA	1400	281	385	385	462			
12	CW SURAJPUR	1400	281	385	385	462			
13	CW LONI	1400	281	385	385	462			
NOTE :- STORAGE TARIFF FOR OPEN AREA WILL BE 60% OF COVERED AREA RATE IN GENERAL WAREHOUSING SEGMENT & EXPORT WAREHOUSE ATTACHED TO CFS/ICD 75% OF COVERED AREA RATE FOR BONDED WH.									

RAJEEV  
KUMAR  
BANSAL

Digitally signed by  
RAJEEV KUMAR  
BANSAL  
Date: 2022.04.13  
17:49:03 +05'30'

SL. NO	REGION	CATEGORY	DWT		SPECIAL DWT		FERTILIZER RATE	BOND AREA RATE GROSS
			GROSS AREA RATE	NET AREA RATE	GROSS AREA RATE	NET AREA RATE		
	PER SQUARE METRE PER MONTH		PER SQUARE METRE PER MONTH	PER SQUARE METRE PER MONTH	PER SQUARE METRE PER MONTH	MT/MONTH	PER SQUARE METRE/WEEK	
	(RS.)		(RS.)	(RS.)	(RS.)	(RS.)	(RS.)	
1	2	3	4	5	6	7	8	9
<b>L</b>	<b>GUWAHATI</b>							
1	AMINGAON-I	950	209	286	286	343		81
2	AMINGAON-II	950	209	286	286	343		
3	DHUBRI	780	167	229	229	275		
4	JORHAT-I	950	209	286	286	343		
5	JORHAT-II	780	167	229	229	275		
6	SORBHOG	950	209	286	286	343	112	
7	MALIGAON	1030	222	303	303	364		98
8	AZARA	950	209	286	286	343		
9	SILCHAR	780	167	229	229	275		
<b>M</b>	<b>NAGALAND</b>							
10	DIMAPUR	780	167	229	229	275		
<b>N</b>	<b>TRIPURA</b>							
11	AGARTALA (H)	780	167	229	229	275	104	
12	AGARTALA-II (AMTALI)	740	158	216	216	260	104	
<b>O</b>	<b>ARUNACHAL</b>							
13	JONAI	950	209	286	286	343		
<b>P</b>	<b>MANIPUR</b>							
14	IMPHAL	950	209	286	286	343		
<b>Q</b>	<b>MIZORAM</b>							
15	AIZWAL	950	209	286	286	343		
<b>R</b>	<b>MEGHALAYA</b>							
16	SHILLONG (Umran Dairy)	950	209	286	286	343		
17	JOWAI	950	209	286	286	343		
NOTE :- STORAGE TARIFF FOR OPEN AREA WILL BE 60% OF COVERED AREA RATE IN GENERAL WAREHOUSING SEGMENT & EXPORT WAREHOUSE ATTACHED TO CFS/ICD 75% OF COVERED AREA RATE FOR BONDED WH.								

RAJEEV  
KUMAR  
BANSAL

Digitally signed by  
RAJEEV KUMAR BANSAL  
Date: 2022.04.13  
17:49:21 +05'30'

SL. NO	REGION	CATEGORY	DWT		SPECIAL DWT		FERTILIZER RATE	BOND AREA RATE GROSS
			GROSS AREA RATE	NET AREA RATE	GROSS AREA RATE	NET AREA RATE		
	PER SQUARE METRE PER MONTH		PER SQUARE METRE PER MONTH	PER SQUARE METRE PER MONTH	PER SQUARE METRE PER MONTH	MT/MONTH	PER SQUARE METRE/WEEK	
	(RS.)		(RS.)	(RS.)	(RS.)	(RS.)	(RS.)	
1	2	3	4	5	6	7	8	9
<b>S</b>	<b>HYDERABAD</b>							
1	ADILABAD	950	209	286	286	343		
2	ADONI	780	167	229	229	275	90	
3	ANANTHAPUR	780	167	229	229	275	90	
4	ANKAPALLY	780	167	229	229	275		
5	BODHAN	780	167	229	229	275		
6	CHITYAL	780	167	229	229	275		
7	DUGGIRALA	950	209	286	286	343		
8	GADWAL	780	167	229	229	275		
9	GARREPALLI	950	209	286	286	343		
10	GUDIVADA	780	167	229	229	275	90	
11	GUNTUR	780	167	229	229	275	90	
12	JANGAON	780	167	229	229	275		
13	KADAPA	780	167	229	229	275		
14	KAIKALUR	780	167	229	229	275		
15	KAKINADA	780	167	229	229	275		
16	KARIMNAGAR I	950	209	286	286	343		
17	KUKATPALLY CFS							121
18	MACHILIPATNAM	780	167	229	229	275		
19	MEDAK	780	167	229	229	275		
20	MEHBUBNAGAR	950	209	286	286	343		
21	NAMPALLY	1090	248	340	340	408		
22	NANDIKOTKUR	780	167	229	229	275		
23	NANDYAL	780	167	229	229	275		
24	NELLORE	780	167	229	229	275	90	
25	NIDAMANUR	780	167	229	229	275		
26	NIZAMABAD	1030	222	303	303	364		
27	ONGOLE	950	209	286	286	343		
28	PEDAKAKANI	780	167	229	229	275	90	
29	RAJAMAHENDRAVARAM	780	167	229	229	275		
30	RAYANAPADU	780	167	229	229	275		
31	RENIGUNTA	780	167	229	229	275	90	
32	SANATHNGR-FO	1060	234	321	321	386		
33	SARANGPUR	780	167	229	229	275		
34	SATTENAPALLI	780	167	229	229	275		
35	SIDDIPET	780	167	229	229	275		
36	SURYAPET	780	167	229	229	275		
37	TADEPALLIGUDEM	780	167	229	229	275	90	
38	VADLAMUDI	780	167	229	229	275		
39	VIJAYWADA-I	1060	234	321	321	386		
40	VIJAYWADA-II	950	209	286	286	343		
41	VIZAG-I	1030	222	303	303	364		
42	WARANGAL	950	209	286	286	343	112	

NOTE :- STORAGE TARIFF FOR OPEN AREA WILL BE 60% OF COVERED AREA RATE IN GENERAL WAREHOUSING SEGMENT & EXPORT WAREHOUSE ATTACHED TO CFS/ICD 75% OF COVERED AREA RATE FOR BONDED WH.

RAJEEV KUMAR BANSAL  
 Digitally signed by RAJEEV KUMAR BANSAL  
 Date: 2022.04.13 17:49:52 +05'30'

SL. NO	REGION	CATEGORY	DWT		SPECIAL DWT		FERTILIZER RATE	BOND AREA RATE GROSS
			GROSS AREA RATE	NET AREA RATE	GROSS AREA RATE	NET AREA RATE		
	PER SQUARE METRE PER MONTH		PER SQUARE METRE PER MONTH	PER SQUARE METRE PER MONTH	PER SQUARE METRE PER MONTH	MT/ MONTH	PER SQUARE METRE/ WEEK	
	(RS.)		(RS.)	(RS.)	(RS.)			(RS.)
1	2	3	4	5	6	7	8	9
<b>T</b>	<b>JAIPUR</b>							
1	BARAN	780	167	229	229	275		
2	BEAWAR-I	780	167	229	229	275		
3	BEAWAR-II	780	167	229	229	275		
4	BHARATPUR	780	167	229	229	275		
5	BIKANER-I	780	167	229	229	275		
6	BIKANER-II	780	167	229	229	275		
7	CHOMU	780	167	229	229	275		
8	DEOLI	780	167	229	229	275		
9	HANUMANGARH-I	780	167	229	229	275		
10	HANUMANGARH-II	780	167	229	229	275		
11	JHUNJHUNU	780	167	229	229	275		
12	KESARISINGHPUR	780	167	229	229	275		
13	KOTA I	950	209	286	286	343		
14	KOTA II	950	209	286	286	343		
15	KOTA III	860	194	266	266	319		
16	KOTPUTLI	780	167	229	229	275		
17	KUSHALGARH	740	158	216	216	260		
18	NAGAU	780	167	229	229	275		
19	PARBATSAR	780	167	229	229	275		
20	RAISINGHNAGAR	860	194	266	266	319		
21	SIKAR	780	167	229	229	275		
22	SITAPURA-I	1060	234	321	321	386		
23	SITAPURA-II	1030	222	303	303	364		
24	SRIGANGANGR-I	780	167	229	229	275		
25	SRIGANGANGR-II	780	167	229	229	275		
26	SRIMADHOPUR	740	158	216	216	260		
27	SURATGARH	860	194	266	266	319		
28	TIBBI	1030	222	303	303	364		
29	UDAIPUR	780	167	229	229	275		
30	JODHPUR	860	194	266	266	319		
31	BARMER	860	194	266	266	319		
32	BEAWAR-II	780	167	229	229	275		
33	SADULPUR	780	167	229	229	275		
34	CHAKSU	780	167	229	229	275		
NOTE :- STORAGE TARIFF FOR OPEN AREA WILL BE 60% OF COVERED AREA RATE IN GENERAL WAREHOUSING SEGMENT & EXPORT WAREHOUSE ATTACHED TO CFS/ICD 75% OF COVERED AREA RATE FOR BONDED WH.								

RAJEEV KUMAR  
BANSAL

Digitally signed by  
RAJEEV KUMAR BANSAL  
Date: 2022.04.13  
17:50:12 +05'30'



SL. NO	REGION	CATEGORY	DWT		SPECIAL DWT		FERTILIZER RATE	BOND AREA RATE GROSS
			GROSS AREA RATE	NET AREA RATE	GROSS AREA RATE	NET AREA RATE		
	CENTRE NAME		PER SQUARE METRE PER MONTH	PER SQUARE METRE PER MONTH	PER SQUARE METRE PER MONTH	PER SQUARE METRE PER MONTH	MT/MONTH	PER SQUARE METRE/WEEK
			(RS.)	(RS.)	(RS.)	(RS.)	(RS.)	(RS.)
1	2	3	4	5	6	7	8	9
<b>U</b>	<b>KOCHI</b>							
1	EDATHALA,ALUVA	1090	248	340	340	408		
2	ERNAKULAM	1250	264	361	361	434		
3	KAKKANAD	1250	264	361	361	434		
4	KAKKANCHERRY	1030	222	303	303	364		
5	KANNUR	1250	264	361	361	434		
6	KOCHI	1250	264	361	361	434		116
7	KUNNAMTHANAM	1250	264	361	361	434		
8	KOZHIKODE	1250	264	361	361	434	141	
9	PALLAKAD/KANZIKODE	1030	222	303	303	364		
10	TRICHUR	1030	222	303	303	364		
11	TRIVANDRUM	1030	222	303	303	364		
12	THALASSERY	1030	222	303	303	364		
NOTE :- STORAGE TARIFF FOR OPEN AREA WILL BE 60% OF COVERED AREA RATE IN GENERAL WAREHOUSING SEGMENT & EXPORT WAREHOUSE ATTACHED TO CFS/ICD 75% OF COVERED AREA RATE FOR BONDED WH.								

RAJEEV KUMAR BANSAL  
 Digitally signed by RAJEEV KUMAR BANSAL  
 Date: 2022.04.13 17:50:28 +05'30'

SL. NO	REGION	CATEGORY	DWT		SPECIAL DWT		FERTILIZER RATE	BOND AREA RATE GROSS
			GROSS AREA RATE	NET AREA RATE	GROSS AREA RATE	NET AREA RATE		
	PER SQUARE METRE PER MONTH		PER SQUARE METRE PER MONTH	PER SQUARE METRE PER MONTH	PER SQUARE METRE PER MONTH	MT/MONTH	PER SQUARE METRE/ WEEK	
	(RS.)		(RS.)	(RS.)	(RS.)	(RS.)	(RS.)	
1	2	3	4	5	6	7	8	9
<b>V</b>	<b>KOLKATA</b>							
1	BERHAMPORE	1030	222	303	303	364		
2	BELDA	1030	222	303	303	364	119	
3	BISHNUPUR	1030	222	303	303	364	119	
4	BONHOOGHLY	1090	248	340	340	408		98
5	BURDWAN	1030	222	303	303	364	119	
6	CHANDRAKONA ROAD	1030	222	303	303	364	119	
7	COOCH BEHAR	1030	222	303	303	364	119	
8	DURGACHAK	950	209	286	286	343	112	
9	GOARA/PANDUA	1030	222	303	303	364		
10	HALDIA/CFS/Gen	950	209	286	286	343		
11	KOLKATA-CFS	1030	222	303	303	364		98
12	KHARAGPUR	1030	222	303	303	364	119	
13	KOLKATA-IMPORT & EXPORT	1250	264	361	361	434		105
14	MAHESHTALA/BUDGE	1090	248	340	340	408		98
15	MATIGARA (SILIGURI)	1030	222	303	303	364		
16	MALDA	1030	222	303	303	364		
17	MOGRA(TARAGAON)	1030	222	303	303	364		
18	PANCHPARA	950	209	286	286	343		98
19	PANIHATI	1090	248	340	340	408		
20	RANINAGAR	1030	222	303	303	364		
21	SARGACHI	1030	222	303	303	364		
22	SARUL	1030	222	303	303	364		
23	TARATOLLA ROAD	1090	248	340	340	408		98
24	ULUBERIA	1250	264	361	361	434		

NOTE :- STORAGE TARIFF FOR OPEN AREA WILL BE 60% OF COVERED AREA RATE IN GENERAL WAREHOUSING SEGMENT & EXPORT WAREHOUSE ATTACHED TO CFS/ICD 75% OF COVERED AREA RATE FOR BONDED WH.

RAJEEV KUMAR BANSAL  
Digitally signed by RAJEEV KUMAR BANSAL  
Date: 2022.04.13 17:50:50 +05'30'

SL. NO	REGION	CATEGORY	DWT		SPECIAL DWT		FERTILIZER RATE	BOND AREA RATE GROSS
			GROSS AREA RATE	NET AREA RATE	GROSS AREA RATE	NET AREA RATE		
	PER SQUARE METRE PER MONTH		PER SQUARE METRE PER MONTH	PER SQUARE METRE PER MONTH	PER SQUARE METRE PER MONTH	MT/MONTH	PER SQUARE METRE/WEEK	
	(RS.)		(RS.)	(RS.)	(RS.)	(RS.)	(RS.)	
1	2	3	4	5	6	7	8	9
<b>W</b>	<b>LUCKNOW</b>							
1	BABATPUR	1530	336	460	460	552		
2	BALLIA	950	209	286	286	343		
3	BANDA	950	209	286	286	343		
4	BASTI	950	209	286	286	343		
5	BEHRAICH	950	209	286	286	343		
6	BHADOHI	1030	222	303	303	364		
7	BIJNOR	950	209	286	286	343		
8	BISALPUR	950	209	286	286	343		
9	CHANDAUSI-I	950	209	286	286	343		
10	CHANDAUSI-II	950	209	286	286	343		
11	CHIRGAON	860	194	266	266	319		
12	DUMARIYAGANJ	950	209	286	286	343		
13	DADRI	1530	336	460	460	552		
14	ETAWAH	950	209	286	286	343		
15	FAIZABAD	1060	234	321	321	386		
16	GHAZIABAD-I	1770	461	631	631	757		
17	GOLAGOKARNATH	860	194	266	266	319		
18	GORAKHPUR	1400	281	385	385	462		
19	HARDOI	950	209	286	286	343		
20	JAHANGIRABAD-I	860	194	266	266	319		
21	JAHANGIRABAD-II	860	194	266	266	319		
22	JHANSI	1400	281	385	385	462		
23	KANPUR	1030	222	303	303	364		104
24	LUCKNOW-I	1530	336	460	460	552		
25	LUCKNOW-II	1530	336	460	460	552		
26	MAUNATH BHANJAN	950	209	286	286	343		
27	MUZAFFARNGR	950	209	286	286	343		
28	MUZAFFARNAGAR BD	950	209	286	286	343		
29	NAINI	1400	281	385	385	462		
30	RAMPUR	950	209	286	286	343		
31	ROBERTSGANJ	950	209	286	286	343		
32	SAHARANPUR-I	950	209	286	286	343		
33	SAHARANPUR BD	950	209	286	286	343		
34	SHAHGANJ	950	209	286	286	343		
35	SHAHJAHANPUR	950	209	286	286	343		
36	SHAMLI	950	209	286	286	343		
<b>X</b>	<b>UTTARANCHAL</b>							
37	BAZPUR	860	194	266	266	319		
38	JASPUR	950	209	286	286	343		
39	KASHIPUR-I	950	209	286	286	343		
40	KASHIPUR-II	950	209	286	286	343		
41	KHATIMA	1400	281	385	385	462		
42	SRINAGAR	950	209	286	286	343		
43	DEHRADOON	1650	399	547	547	656		
NOTE :- STORAGE TARIFF FOR OPEN AREA WILL BE 60% OF COVERED AREA RATE IN GENERAL WAREHOUSING SEGMENT & EXPORT WAREHOUSE ATTACHED TO CFS/ICD 75% OF COVERED AREA RATE FOR BONDED WH.								

SL. NO	REGION	CATEGORY	DWT		SPECIAL DWT		FERTILIZER RATE	BOND AREA RATE GROSS
			GROSS AREA RATE	NET AREA RATE	GROSS AREA RATE	NET AREA RATE		
	PER SQUARE METRE PER MONTH		PER SQUARE METRE PER MONTH	PER SQUARE METRE PER MONTH	PER SQUARE METRE PER MONTH	MT/MONTH	PER SQUARE METRE/WEEK	
	(RS.)		(RS.)	(RS.)	(RS.)	(RS.)	(RS.)	
1	2	3	4	5	6	7	8	9
<b>Y</b>	<b>MUMBAI</b>							
1	ACC SADA GOA	1400	281	385	385	462		105
2	AKOLA-I	950	209	286	286	343		
3	AKOLA-II	950	209	286	286	343		
4	AMBAD-NASIK	1030	222	303	303	364		88
5	AMBERNATH-I	950	209	286	286	343		
6	AMRAVATI	950	209	286	286	343		
7	BANDERA (PEG)	860	194	266	266	319		
8	CHIKALTHANA	950	209	286	286	343		88
9	CFS-DISTRPARK	1800	523	716	716	859		
10	CFS-D'NODE	1800	523	716	716	859		
11	GONDIA I	950	209	286	286	343		
12	GONDIA II	950	209	286	286	343		
13	KALAMBOLI-IRT	1800	523	716	716	859		196
14	KARANJA	950	209	286	286	343		
15	KOLHAPUR-I	950	209	286	286	343		
16	KOLHAPUR-II	950	209	286	286	343	112	
17	CFS-LOGISTIC PARK	1800	523	716	716	859		
18	MALIWADA (PEG)	860	194	266	266	319		
19	MIRAJ (G)	950	209	286	286	343		
20	MIRAJ BASE DEPOT	950	209	286	286	343		
21	NAGPUR	950	209	286	286	343		
22	NANDED	950	209	286	286	343	112	
23	NASIK ROAD	1030	222	303	303	364	119	
24	PUNE-ICD-PIMPRI	1400	281	385	385	462		105
25	PUNTAMBA	1030	222	303	303	364		
26	SANGLI	950	209	286	286	343	112	
27	VASHI	1770	461	631	631	757		143
28	ICD-VERNA	1250	264	361	361	434		
29	ICD -WALUJ	860	194	266	266	319		
30	WASHIM (PEG)	860	194	266	266	319		
31	YAVATMAL	950	209	286	286	343		
32	CFS IMPEX PARK	1800	523	716	716	859		

NOTE :- STORAGE TARIFF FOR OPEN AREA WILL BE 60% OF COVERED AREA RATE IN GENERAL WAREHOUSING SEGMENT & EXPORT WAREHOUSE ATTACHED TO CFS/ICD 75% OF COVERED AREA RATE FOR BONDED WH. COLD STORAGE TARIFF AT CW-VASHI IS Rs. 1465 PER SQ. MTR. PER MONTH.

RAJEEV KUMAR  
BANSAL

Digitally signed by  
RAJEEV KUMAR BANSAL  
Date: 2022.04.13  
17:51:30 +05'30'

SL. NO	REGION	CATEGORY	DWT		SPECIAL DWT		FERTILIZER RATE	BOND AREA RATE GROSS
			GROSS AREA RATE	NET AREA RATE	GROSS AREA RATE	NET AREA RATE		
	CENTRE NAME		PER SQUARE METRE PER MONTH	PER SQUARE METRE PER MONTH	PER SQUARE METRE PER MONTH	PER SQUARE METRE PER MONTH	MT/MONTH	PER SQUARE METRE/WEEK
			(RS.)	(RS.)	(RS.)	(RS.)	(RS.)	(RS.)
1	2	3	4	5	6	7	8	9
<b>Z</b>	<b>PATNA(BIHAR)</b>							
1	BETTIAH	860	194	266	266	319		
2	DARBHANGA	860	194	266	266	319		
3	FATUHA	950	209	286	286	343		
4	KATI HAR	860	194	266	266	319		
5	KHAGARIA	860	194	266	266	319		
6	KISHANGANJ	860	194	266	266	319		
7	MADHEPURA	860	194	266	266	319		
8	MOHANIA	860	194	266	266	319		
9	MOKAMA	860	194	266	266	319		
10	MUNGER	860	194	266	266	319		
11	MUSALLAPUR	1090	248	340	340	408		
12	NOKHA	740	158	216	216	260		
13	PATNA CITY	1090	248	340	340	408		
14	SAMSTIPUR	860	194	266	266	319		
15	SIWAN	860	194	266	266	319		
16	SUPAUL	860	194	266	266	319		
17	ARRAH	950	209	286	286	343		
18	BEGUSARAI	950	209	286	286	343		
19	BHAGALPUR	950	209	286	286	343		
20	BUXAR	950	209	286	286	343		
<b>AA</b>	<b>JHARKHAND</b>							
21	CHAIBASA	860	194	266	266	319		
22	HAZARIBAGH	860	194	266	266	319		
23	JAMSHEDPUR	1060	234	321	321	386		
24	SINDRI	950	209	286	286	343		
25	RANCHI	1090	248	340	340	408		
<b>AB</b>	<b>BHUBANESHWAR</b>							
26	ASKA	780	167	229	229	275		
27	BALASORE I	950	209	286	286	343		
28	BALASORE II	950	209	286	286	343		
29	BALJITPADA	780	167	229	229	275		
30	BARGARH	780	167	229	229	275		
31	BERHAMPUR	740	158	216	216	260		
32	BOLANGIR	780	167	229	229	275		
33	CHOUDWAR	780	167	229	229	275		
34	CUTTACK	950	209	286	286	343		
35	JAJPUR ROAD	780	167	229	229	275		
36	JATNI	950	209	286	286	343		
37	JEYPORE	780	167	229	229	275		
38	JUNAGARH	780	167	229	229	275		
39	KALAMATI	780	167	229	229	275		

SL. NO	REGION	CATEGORY	DWT		SPECIAL DWT		FERTILIZER RATE	BOND AREA RATE GROSS
			GROSS AREA RATE	NET AREA RATE	GROSS AREA RATE	NET AREA RATE		
	PER SQUARE METRE PER MONTH		PER SQUARE METRE PER MONTH	PER SQUARE METRE PER MONTH	PER SQUARE METRE PER MONTH	MT/MONTH	PER SQUARE METRE/WEEK	
	(RS.)		(RS.)	(RS.)	(RS.)			(RS.)
1	2	3	4	5	6	7	8	9
40	KENDUPALLI-I	780	167	229	229	275		
41	KENDUPALLI-II	780	167	229	229	275		
42	KOKSARA	740	158	216	216	260		
43	MARSAGHAI	780	167	229	229	275		
44	NABARANGPUR	780	167	229	229	275		
45	RAYAGADA	780	167	229	229	275		
46	ROURKELA	860	194	266	266	319		
47	SAKHIGOPAL (PURI)	860	194	266	266	319		
48	SONEPUR	780	167	229	229	275		

NOTE :- STORAGE TARIFF FOR OPEN AREA WILL BE 60% OF COVERED AREA RATE IN GENERAL WAREHOUSING SEGMENT & EXPORT WAREHOUSE ATTACHED TO CFS/ICD 75% OF COVERED AREA RATE FOR BONDED WH.

RAJEEV  
KUMAR  
BANSAL

Digitally signed by  
RAJEEV KUMAR BANSAL  
Date: 2022.04.13  
17:52:14 +05'30'

**COMMODITY WISE TARIFF FOR FY 2022-23**

**ANNEXURE-II**

SL. NO	NAME OF COMMODITY	TYPE OF PKG	PER BAG WT. IN KG	STACK HEIGHT	BAG EQUIVALENT (50 Kg Bag)	RATE PER BAG/UNIT PER MONTH IN PAISE													REMARKS
						CATEGORY OF WAREHOUSE													
						740	780	860	950	1030	1060	1090	1250	1400	1530	1650	1770	1800	
1	WHEAT	BAG	UP TO 50	25	1	614	635	699	763	827	848	861	1014	1092	1189	1279	1360	1381	Inc Ins.
			Above 50 to 75	22	1.58	968	1002	1102	1204	1304	1338	1358	1600	1722	1876	2018	2145	2179	Inc Ins.
			Above 75 to 100	18	1.93	1185	1225	1348	1473	1596	1637	1661	1958	2107	2295	2469	2625	2666	Inc Ins.
2	RICE ( Non-Basmati)	BAG	UP TO 25	20	0.78	479	495	545	595	645	661	671	791	852	928	998	1061	1077	Inc Ins.
			Above 25 to 50	25	1.25	767	794	873	954	1034	1060	1076	1268	1365	1487	1599	1700	1726	Inc Ins.
			Above 50 to 75	17	1.55	970	1003	1104	1206	1306	1340	1360	1603	1725	1879	2021	2149	2182	Inc Ins.
3	RICE (BASMATI)	BAG	UP TO 25	16	0.75	530	562	600	659	721	774	816	933	970	1124	1166	1235	1325	Excl Ins.
			Above 25 to 50	13	1.2	837	890	957	1053	1148	1224	1261	1479	1541	1770	1844	1950	2094	Excl Ins.
			UPTO 35	16	0.82	673	721	737	822	906	986	1018	1177	1230	1431	1500	1553	1670	Inc Ins.
4	PADDY (Non-Basmati)	BAG	Above 35 to 50	22	0.88	875	928	970	1081	1182	1272	1309	1542	1606	1850	1929	2041	2184	Inc Ins.
			Above 50 to 75	15	1.79	1242	1291	1432	1575	1717	1765	1794	2135	2306	2524	2723	2903	2950	Inc Ins.
			Above 75 to 85	14	2.07	1437	1492	1656	1822	1985	2041	2074	2470	2666	2919	3148	3358	3411	Inc Ins.
			UPTO 35	16	0.82	673	721	737	822	906	986	1018	1177	1230	1431	1500	1553	1670	Excl Ins.
5	PADDY (BASMATI)	BAG	Above 35 to 50	22	0.88	875	928	970	1081	1182	1272	1309	1542	1606	1850	1929	2041	2184	Excl Ins.
			Above 50 to 75	15	1.79	1242	1291	1432	1575	1717	1765	1794	2135	2306	2524	2723	2903	2950	Excl Ins.
			Above 75 to 85	14	2.07	1437	1492	1656	1822	1985	2041	2074	2470	2666	2919	3148	3358	3411	Excl Ins.
			UPTO 35	16	0.82	673	721	737	822	906	986	1018	1177	1230	1431	1500	1553	1670	Excl Ins.
6	MAIZE	BAG	UP TO 50	20	1	694	721	800	880	959	986	1002	1193	1288	1410	1521	1622	1648	Inc Ins.
			Above 50 to 75	18	1.48	1027	1067	1184	1302	1419	1459	1483	1766	1906	2087	2251	2401	2439	Inc Ins.
			Above 75 to 100	15	1.79	1242	1291	1432	1575	1717	1765	1794	2135	2306	2524	2723	2903	2950	Inc Ins.
7	BAJRA	BAG	UP TO 50	20	1	694	721	800	880	959	986	1002	1193	1288	1410	1521	1622	1648	Inc Ins.
			Above 50 to 75	18	1.48	1027	1067	1184	1302	1419	1459	1483	1766	1906	2087	2251	2401	2439	Inc Ins.
			Above 75 to 100	15	1.79	1242	1291	1432	1575	1717	1765	1794	2135	2306	2524	2723	2903	2950	Inc Ins.
8	JOWAR	BAG	UP TO 25	20	0.71	496	515	571	629	685	704	716	852	920	1007	1087	1159	1178	Inc Ins.
			Above 25 to 50	20	1	694	721	800	880	959	986	1002	1193	1288	1410	1521	1622	1648	Inc Ins.
			Above 50 to 75	18	1.48	1027	1067	1184	1302	1419	1459	1483	1766	1906	2087	2251	2401	2439	Inc Ins.
			Above 75 to 100	15	1.79	1242	1291	1432	1575	1717	1765	1794	2135	2306	2524	2723	2903	2950	Inc Ins.
9	RAGI	BAG	Up to 50	22	1.21	820	872	968	1065	1111	1193	1219	1428	1558	1706	1840	1911	1994	Inc Ins.
10	BARLEY	BAG	Upto 50	18	1.05	729	757	840	924	1007	1035	1052	1253	1352	1481	1597	1703	1730	Excl Ins.
11	KHAPALI(WHEAT HUSK)	BAG	60 to 80	15	1.79	1242	1291	1432	1575	1717	1765	1794	2135	2306	2524	2723	2903	2950	Inc Ins.
12	FLOUR	BAG	100	12	2.23	1356	1501	1654	1786	1839	1885	2209	2427	2592	2698	3056	3108	3294	Excl Ins.
13	SAGO	P. BAG	50	18	1	694	731	800	880	959	986	1002	1193	1288	1410	1521	1622	1648	Excl Ins.
14	SOYABEAN	JUTE BAG	UP TO 50	16	1.18	807	851	944	1038	1111	1163	1182	1408	1520	1640	1795	1852	1945	Excl Ins.
			Above 55 to 65	16	1.54	1025	1110	1232	1355	1395	1455	1543	1837	1964	2050	2321	2361	2500	Excl Ins.
			Above 65 to 100	15	1.79	1242	1291	1432	1575	1717	1765	1794	2135	2306	2524	2723	2903	2950	Excl Ins.
			Above 100 to 115	15	2.02	1356	1456	1616	1778	1839	1885	2024	2410	2602	2698	3056	3108	3294	Excl Ins.
15	URAD (BROKEN/WHOLE)	BAG	Above 25to 50	20	1.07	743	771	856	942	1026	1055	1072	1277	1378	1509	1627	1736	1763	Excl Ins.
			Above 50 to 60	20	1.2	833	865	960	1056	1151	1183	1202	1432	1546	1692	1825	1946	1978	Excl Ins.
			Above 60 to 100	15	1.79	1242	1291	1432	1575	1717	1765	1794	2135	2306	2524	2723	2903	2950	Excl Ins.

**RAJEEV KUMAR BANSAL**  
 Digitally signed by RAJEEV KUMAR BANSAL  
 Date: 2022.04.13 17:53:45 +05'30'

Digitally signed by RAJEEV KUMAR BANSAL  
 Date: 2022.04.13 17:53:45 +05'30'

SL. NO	NAME OF COMMODITY	TYPE OF PKG	PER BAG WT. IN KG	STACK HEIGHT	BAG EQUIVALENT (50 Kg Bag)	RATE PER BAG/UNIT PER MONTH IN PAISE													REMARKS				
						CATEGORY OF WAREHOUSE																	
						740	780	860	950	1030	1060	1090	1250	1400	1530	1650	1770	1800					
16	MOONG (BROKEN/WHOLE)	BAG	UPTO 25	24	0.5	456	498	541	562	620	668	726	800	816	906	975	1039	1097	Excl Ins.				
			Above 25to 50	20	1.07	743	771	856	942	1026	1055	1072	1277	1378	1509	1627	1736	1763	1763	Excl Ins.			
			Above 50 to 60	20	1.2	833	865	960	1056	1151	1183	1202	1432	1546	1692	1825	1946	1978	1978	1978	Excl Ins.		
			Above 60 to 100	15	1.79	1242	1291	1432	1575	1717	1765	1794	2135	2306	2524	2723	2903	2950	2950	2950	Excl Ins.		
17	MASOOR (BROKEN/WHOLE)	BAG	Upto 25 Kg	24	0.5	456	498	541	562	620	668	726	800	816	906	975	1039	1097	Excl Ins.				
			Above 25to 50	20	1.07	743	771	856	942	1026	1055	1072	1277	1378	1509	1627	1736	1763	1763	1763	Excl Ins.		
18	TUR DAL (BROKEN/WHOLE)	BAG	UPTO 25	24	0.5	456	498	541	562	620	668	726	800	816	906	975	1039	1097	Excl Ins.				
			Above 25to 50	20	1.07	743	771	856	942	1026	1055	1072	1277	1378	1509	1627	1736	1763	1763	1763	Excl Ins.		
			Above 50 to 60	20	1.2	833	865	960	1056	1151	1183	1202	1432	1546	1692	1825	1946	1978	1978	1978	1978	Excl Ins.	
			Above 60 to 100	15	1.79	1242	1291	1432	1575	1717	1765	1794	2135	2306	2524	2723	2903	2950	2950	2950	2950	Excl Ins.	
			Above 100 to 125	14	3.23	2050	2161	2383	2632	2854	2937	3020	3463	3878	4238	4570	4902	4985	4985	4985	4985	Excl Ins.	
19	GREEN GRAM (BROKEN/WHOLE)	BAG	UPTO 25	24	0.5	456	498	541	562	620	668	726	800	816	906	975	1039	1097	Excl Ins.				
			Above 25 to 50	20	1.07	743	771	856	942	1026	1055	1072	1277	1378	1509	1627	1736	1763	1763	1763	Excl Ins.		
			Above 50 to 60	20	1.2	833	865	960	1056	1151	1183	1202	1432	1546	1692	1825	1946	1978	1978	1978	1978	Excl Ins.	
			Above 60 to 70	20	1.25	868	901	1000	1100	1199	1233	1253	1491	1610	1763	1901	2028	2060	2060	2060	2060	Excl Ins.	
			Above 70 to 100	15	1.79	1242	1291	1432	1575	1717	1765	1794	2135	2306	2524	2723	2903	2950	2950	2950	2950	Excl Ins.	
			Above 100 to 120	14	2.73	1895	1968	2184	2402	2618	2692	2735	3257	3516	3849	4152	4428	4499	4499	4499	4499	4499	Excl Ins.
20	RED GRAM (BROKEN/WHOLE)	BAG	Above 25 to 50	20	1.07	743	771	856	942	1026	1055	1072	1277	1378	1509	1627	1736	1763	1763	1763	Excl Ins.		
			Above 50 to 60	20	1.2	833	865	960	1056	1151	1183	1202	1432	1546	1692	1825	1946	1978	1978	1978	1978	Excl Ins.	
			Above 60 to 100	15	1.79	1242	1291	1432	1575	1717	1765	1794	2135	2306	2524	2723	2903	2950	2950	2950	2950	Excl Ins.	
			Above 100 to 125	10	3.23	2242	2329	2584	2842	3098	3185	3236	3853	4160	4554	4913	5239	5323	5323	5323	5323	5323	Excl Ins.
21	BLACK GRAM (WHOLE)	BAG	Above 25 to 50	20	1.07	743	771	856	942	1026	1055	1072	1277	1378	1509	1627	1736	1763	1763	1763	Excl Ins.		
			Above 50 to 60	16	1.43	992	1031	1144	1258	1371	1410	1433	1706	1842	2016	2175	2319	2357	2357	2357	2357	Excl Ins.	
			Above 60 to 100	15	1.79	1242	1291	1432	1575	1717	1765	1794	2135	2306	2524	2723	2903	2950	2950	2950	2950	Excl Ins.	
22	ALL PULSES (Broken/Whole) (other than given at sl 15 to 21 above)	BAG	Above 25 to 50 kg	20	1.07	743	771	856	942	1026	1055	1072	1277	1378	1509	1627	1736	1763	1763	1763	Excl Ins.		
			Above 50 to 60	20	1.2	833	865	960	1056	1151	1183	1202	1432	1546	1692	1825	1946	1978	1978	1978	1978	Excl Ins.	
			Above 60 to 100	15	1.79	1242	1291	1432	1575	1717	1765	1794	2135	2306	2524	2723	2903	2950	2950	2950	2950	Excl Ins.	
23	YELLOW PEAS	BAG	UPTO 50	22	1.13	784	815	904	994	1084	1114	1132	1348	1455	1593	1719	1833	1862	1862	1862	Excl Ins.		
		BAG	Above 50 to 95	15	1.79	1242	1291	1432	1575	1717	1765	1794	2135	2306	2524	2723	2903	2950	2950	2950	2950	Excl Ins.	
24	PEAS	PLASTIC PACK	52	20	0.91	684	710	790	869	949	975	986	1177	1272	1378	1484	1569	1622	1622	1622	Excl Ins.		
25	BENGAL GRAM	BAG	Upto 50	20	1.07	743	771	856	942	1026	1055	1072	1277	1378	1509	1627	1736	1763	1763	1763	Excl Ins.		
			Above 50to 60	20	1.27	881	916	1016	1118	1218	1252	1273	1515	1636	1791	1918	2060	2077	2077	2077	2077	Excl Ins.	
			Above 60 to 80	18	1.52	1055	1096	1216	1338	1458	1499	1523	1813	1958	2143	2312	2465	2505	2505	2505	2505	2505	Excl Ins.
			Above 80 to 100	16	1.91	1326	1377	1528	1681	1832	1883	1914	2279	2460	2693	2905	3098	3148	3148	3148	3148	3148	Excl Ins.
			Above 100 to 115	15	2.41	1673	1738	1928	2121	2311	2376	2415	2875	3104	3398	3666	3909	3972	3972	3972	3972	3972	Excl Ins.
26	BLACK GRAM (Broken)	BAG	40	16	0.89	657	689	726	785	856	881	912	1065	1150	1259	1359	1448	1472	1472	1472	Excl Ins.		
27	ANISEED	BAG	75	15	1.79	1164	1217	1356	1481	1594	1640	1686	2010	2176	2361	2553	2731	2777	2777	2777	Excl Ins.		
28	ARECANUT	BAG	75	15	1.79	1164	1217	1356	1481	1594	1640	1686	2010	2176	2361	2553	2731	2777	2777	2777	Excl Ins.		



SL. NO	NAME OF COMMODITY	TYPE OF PKG	PER BAG WT. IN KG	STACK HEIGHT	BAG EQUIVALENT (50 Kg Bag)	RATE PER BAG/UNIT PER MONTH IN PAISE													REMARKS	
						CATEGORY OF WAREHOUSE														
						740	780	860	950	1030	1060	1090	1250	1400	1530	1650	1770	1800		
29	CUMMIN	BAG	75	15	1.79	1164	1217	1356	1481	1594	1640	1686	2010	2176	2361	2553	2731	2777	Excl Ins.	
30	GINGER	BAG	75	15	1.79	1164	1217	1356	1481	1594	1640	1686	2010	2176	2361	2553	2731	2777	Excl Ins.	
31	AJWAIN	BAG	50	14	2.3	1596	1658	1840	2024	2206	2268	2305	2744	2962	3243	3498	3731	3790	Excl Ins.	
32	CORIANDER (DHANIA)	BAG	Upto 40	15	1.66	1084	1130	1263	1375	1481	1527	1574	1871	2024	2195	2368	2539	2585	Excl Ins.	
			Above 40 to 75	15	1.79	1164	1217	1356	1481	1594	1640	1686	2010	2176	2361	2553	2731	2777	Excl Ins.	
33	FENUGREEK (METHI)	BAG	Upto 50	15	1.45	945	972	1084	1183	1283	1323	1356	1620	1746	1918	2050	2188	2229	Excl Ins.	
34	BLACK PEPPER	BAG	75	15	1.79	1242	1291	1432	1575	1717	1765	1794	2135	2306	2524	2723	2903	2950	Excl Ins.	
35	CHILLIES	BAG	Upto 10 Kg	5	0.8	559	577	643	704	767	789	802	954	1030	1128	1217	1298	1318	Excl Ins.	
			Above 10 to 40	10	3.57	2347	2574	2791	2870	2962	3260	3532	4061	4140	4484	4893	5184	5495	Excl Ins.	
36	TURMERIC	BULK	Upto 75	15	1.79	1151	1204	1329	1462	1580	1627	1666	1991	2149	2341	2527	2705	2751	Excl Ins.	
			Above 75 to 90	15	1.79	1242	1291	1432	1575	1700	1746	1794	2135	2306	2524	2723	2903	2950	Excl Ins.	
		BAG	Above 90 to 100	13	2.27	1527	1574	1746	1931	2083	2142	2188	2612	2837	3088	3333	3571	3631	Excl Ins.	
			Above 100 to 115	12	2.66	1707	1772	1964	2162	2335	2400	2467	2943	3188	3479	3743	4014	4080	Excl Ins.	
37	SALT	BAG	50	16	1	694	721	800	880	959	986	1002	1193	1288	1410	1521	1622	1648	Excl Ins.	
38	RAW CHASHEW	BAG	UPTO 80	15	1.79	1242	1291	1432	1575	1717	1765	1794	2135	2306	2524	2723	2903	2950	Excl Ins.	
39	MILK POWDER	BAG	25	22	0.89	543	569	628	688	741	781	820	926	998	1091	1178	1257	1296	Excl Ins.	
40	AMBADI	BAG	100	15	1.79	1242	1291	1432	1575	1717	1765	1794	2135	2306	2524	2723	2903	2950	Excl Ins.	
41	CASTOR	BAG	100	15	1.79	1242	1291	1432	1575	1717	1765	1794	2135	2306	2524	2723	2903	2950	Excl Ins.	
42	LINSEED	BAG	100	15	1.79	1242	1291	1432	1575	1717	1765	1794	2135	2306	2524	2723	2903	2950	Excl Ins.	
43	TARAMIRA / MUSTARD SEED	BAG	Above 50 to 100	15	1.79	1242	1291	1432	1575	1717	1765	1794	2135	2306	2524	2723	2903	2950	Excl Ins.	
			Upto 50	24	0.79	647	705	769	791	856	881	954	1113	1135	1217	1321	1400	1484	Excl Ins.	
44	SAFLOWER	BAG	Upto 40	16	1.34	930	966	1072	1179	1285	1321	1343	1599	1726	1889	2038	2173	2208	Excl Ins.	
			Above 40 to 100	15	1.79	1242	1291	1432	1575	1717	1765	1794	2135	2306	2524	2723	2903	2950	Excl Ins.	
45	SESAME	BAG	Upto 70	15	1.64	1138	1182	1312	1443	1573	1617	1643	1957	2112	2312	2494	2660	2703	Excl Ins.	
			Above 70 to 100	15	1.79	1242	1291	1432	1575	1717	1765	1794	2135	2306	2524	2723	2903	2950	Excl Ins.	
46	SUNFLOWER	BAG	100	15	1.79	1242	1291	1432	1575	1717	1765	1794	2135	2306	2524	2723	2903	2950	Excl Ins.	
47	SUNN HEMP	BAG	100	15	1.79	1242	1291	1432	1575	1717	1765	1794	2135	2306	2524	2723	2903	2950	Excl Ins.	
48	SOYABEANS OIL SEED	BAG	50 to 60	20	1	694	721	800	880	959	986	1002	1193	1288	1410	1521	1622	1648	Excl Ins.	
			Above 70 to 100	15	1.79	1242	1291	1432	1575	1717	1765	1794	2135	2306	2524	2723	2903	2950	Excl Ins.	
49	GROUNDNUT KERNELS	BAG	100	15	1.79	1242	1291	1432	1575	1717	1765	1794	2135	2306	2524	2723	2903	2950	Excl Ins.	
50	COTTON SEEDS	BAG	Above 25 to 40	18	1.13	702	734	813	899	966	998	1045	1204	1310	1428	1541	1640	1680	Excl Ins.	
			Above 40 to 50	18	1.48	959	992	1104	1217	1310	1349	1389	1640	1786	1931	2077	2241	2282	Excl Ins.	
			Above 50 to 60	18	1.79	1242	1291	1432	1575	1717	1765	1794	2135	2306	2524	2723	2903	2950	Excl Ins.	
51	GROUNDNUT(PODS) BAG	BAG	Above 30 to 40	16	1.93	1210	1250	1342	1455	1574	1613	1654	1878	2090	2262	2440	2606	2645	Excl Ins.	
			Above 40 to 49	13	2.27	1534	1587	1765	1938	2096	2156	2241	2625	2857	3108	3352	3590	3650	Excl Ins.	
			Above 49 to 60	13	3.62	1980	2057	2283	2508	2734	2811	2855	3399	3674	4021	4340	4626	4697	Excl Ins.	
52	SOYABEAN OIL	CARTON	12 LTR	5	0.75	546	572	625	689	747	774	816	938	1007	1102	1177	1261	1293	Excl Ins.	
53	SUGAR/KHANDSARI	BAG	Upto 50	24	0.89	618	642	712	783	854	878	892	1062	1146	1255	1354	1444	1467	Excl Ins.	
		BAG	Above 50 to 100	15	1.79	1242	1291	1432	1575	1693	1765	1794	2135	2306	2524	2723	2903	2950	Excl Ins.	

SL. NO	NAME OF COMMODITY	TYPE OF PKG	PER BAG WT. IN KG	STACK HEIGHT	BAG EQUIVALENT (50 Kg Bag)	RATE PER BAG/UNIT PER MONTH IN PAISE												REMARKS	
						CATEGORY OF WAREHOUSE													
		740	780	860		950	1030	1060	1090	1250	1400	1530	1650	1770	1800				
54	JAGGERY	LUMPS	15	5	0.39	252	278	305	331	358	384	391	437	463	522	575	601	628	Excl Ins.
		JCKET SHAP	34	3	1.11	770	800	888	977	1064	1094	1112	1324	1430	1565	1688	1800	1829	Excl Ins.
		LUMPS		2	1.66	1152	1197	1328	1461	1592	1637	1663	1980	2138	2341	2525	2693	2736	Excl Ins.
		BAG	50	5	2.66	1534	1594	1765	1950	2096	2156	2248	2632	2857	3108	3359	3597	3664	Excl Ins.
		POWDER	80	12	1.86	1065	1098	1217	1342	1448	1495	1548	1825	1957	2183	2315	2467	2513	Excl Ins.
55	COTTON BALES	BALES	Upto 200	6	5.95	4129	4290	4760	5236	5606	5867	6683	7098	7664	8390	9050	9459	9806	Excl Ins.
			Above 200	6	8.93	6049	6439	7144	7858	8062	8805	9614	10653	11305	12236	13363	14484	14717	Excl Ins.
56	FIBRES/ COTTON YARN	BALE	Upto 50	12	2.66	1680	1739	1938	2136	2301	2368	2427	2897	3135	3412	3677	3948	4014	Excl Ins.
			Above 90 to 180	6	5.95	3902	4290	4760	5131	5277	5442	5992	7036	7473	7796	8861	9019	9562	Excl Ins.
			ABOVE 180	4	8.93	5641	5859	6526	7188	7737	7961	8193	9774	10594	11493	12432	13350	13583	Excl Ins.
57	JUTE GUNNIES	BUNDLE	10 GUNNIES	10	0.39	252	278	305	331	358	384	391	437	463	522	575	601	628	Excl Ins.
		BALES FULLY PRESSED	Upto 350	4	8.13	5119	5330	5932	6533	7029	7235	7452	8887	9635	10435	11314	12141	12345	Excl Ins.
			ABOVE 350	4	11.91	7512	7803	8683	9568	10322	10620	10924	13027	14117	15315	16577	17794	18099	Excl Ins.
58	JUTE	BALE	PER BALE	8	6.16	4275	4441	4928	5421	5865	6038	6172	7349	7934	8686	9369	9992	10152	Excl Ins.
59	COPRA	BAG	50	12	2.23	1548	1608	1784	1962	2139	2199	2234	2660	2872	3144	3392	3617	3675	Excl Ins.
60	MILLING COPRA	BAG	50	12	3.64	2328	2427	2705	2976	3200	3294	3379	4034	4378	4748	5131	5515	5607	Excl Ins.
61	JOWAR	BAG	100	10	2.66	1846	1918	2128	2341	2539	2623	2665	3173	3426	3751	4046	4315	4384	Excl Ins.
62	COFFEE SEEDS/BEANS	BAG	Upto 60	12	2.05	1423	1478	1640	1804	1966	2021	2054	2446	2640	2891	3118	3325	3378	Excl Ins.
63	TULSI SEED	BAG	50	15	1.79	1151	1204	1329	1462	1580	1627	1666	1984	2149	2341	2527	2705	2751	Excl Ins.
64	CERTIFIED BARLEY SEED	BAG	Upto 30	13	1.77	1228	1276	1416	1558	1697	1745	1774	2112	2280	2496	2692	2871	2917	Excl Ins.
65	CERTIFIED SOYABEAN	JUTE BAG	Upto 40	12	1.68	1166	1211	1344	1478	1611	1656	1683	2004	2164	2369	2555	2725	2769	Excl Ins.
66	CERTIFIED GRAM SEED	JUTE BAG	Upto 30	15	1.13	784	815	904	994	1084	1114	1132	1348	1455	1593	1719	1833	1862	Excl Ins.
			Above 30 to 40	15	1.25	868	901	1000	1100	1199	1233	1253	1491	1610	1763	1901	2028	2060	Excl Ins.
67	PADDY SEED	CLOTH BAG	12	24	0.5	347	361	390	437	480	493	501	597	635	705	761	787	800	Excl Ins.
		HESSIA	30	20	1	661	681	760	834	906	933	959	1137	1224	1336	1435	1534	1574	Excl Ins.
68	RICE BRAN	BAG	85	15	1.79	1065	1098	1217	1342	1448	1495	1554	1818	1957	2183	2315	2467	2513	Excl Ins.
69	WHEAT SEED	BAG	20	18	0.68	443	476	509	555	615	649	681	754	827	913	966	1019	1045	Excl Ins.
			40	16	1.27	807	840	926	1019	1104	1137	1190	1382	1501	1654	1760	1885	1918	Excl Ins.
			ABOVE 40	15	1.79	1151	1204	1329	1462	1580	1627	1666	1991	2149	2341	2527	2705	2751	Excl Ins.
70	BLACKGRAM (HUSK)	BAG	70	12	2.23	1183	1231	1369	1501	1620	1666	1707	2037	2202	2407	2579	2777	2830	Excl Ins.
71	BLACKGRAM (FLOUR)	BAG	100	10	2.66	1488	1541	1707	1885	2037	2096	2142	2553	2770	3029	3246	3479	3537	Excl Ins.
72	OIL CAKES	BAG	75	15	1.79	1065	1098	1217	1342	1448	1495	1554	1818	1957	2183	2315	2467	2513	Excl Ins.
73	CEMENT	BAG	50	12	1.34	794	840	913	1005	1091	1125	1190	1356	1469	1607	1719	1845	1878	Excl Ins.
74	TOPICA STRACH	BAG	100	15	1.79	1151	1204	1329	1462	1580	1627	1693	1991	2149	2347	2527	2705	2751	Excl Ins.
75	BIO FERTILIZER	CARTON	Upto 10	5	1.3	767	807	873	959	1045	1078	1125	1303	1402	1548	1647	1765	1799	Excl Ins.
			Above 10 to 20	5	1.54	1069	1110	1232	1355	1477	1518	1543	1837	1984	2171	2342	2498	2538	Excl Ins.
76	RUBBER BUNDLE RSS IV	BUNDLE	UPTO 50	6	2.55	1770	1839	2040	2244	2445	2514	2555	3042	3284	3596	3879	4136	4202	Excl Ins.
77	IRON & STEEL	BULK	PER MT	1	24.96	7747	8039	8927	9814	10701	10999	11178	13303	14369	15728	16972	18092	18390	Excl Ins.
78	TARPAULINS		PER UNIT	1	18.75	13828	14390	16011	17644	18985	19536	20145	24025	26050	28207	30570	32834	33390	Excl Ins.

SL. NO	NAME OF COMMODITY	TYPE OF PKG	PER BAG WT. IN KG	STACK HEIGHT	BAG EQUIVALENT (50 Kg Bag)	RATE PER BAG/UNIT PER MONTH IN PAISE													REMARKS
						CATEGORY OF WAREHOUSE													
						740	780	860	950	1030	1060	1090	1250	1400	1530	1650	1770	1800	
79	BARLEY MALT	BAG	Upto 50	16	1.68	1166	1211	1344	1478	1611	1656	1683	2004	2164	2369	2555	2725	2769	Excl Ins.
80	FOXTAIL MILLET	BAG	Upto 50	17	1.05	729	757	840	924	1007	1035	1052	1253	1352	1481	1597	1703	1730	Excl Ins.
81	OATS	BAG	Upto 50	18	1.07	743	771	856	942	1026	1055	1072	1277	1378	1509	1627	1736	1763	Excl Ins.
			Above 50 to 75	14	3.04	2110	2192	2432	2675	2915	2997	3046	3627	3916	4286	4624	4931	5010	Excl Ins.
82	DE-OILED SOYA BRAN	BAG	65 to 70	14	2.5	1735	1803	2000	2200	2398	2465	2505	2983	3220	3525	3803	4055	4120	Excl Ins.
83	CLOVES CARTON BOX	BOX	Upto 10	20	1.05	729	757	840	924	1007	1035	1052	1253	1352	1481	1597	1703	1730	Excl Ins.
84	SOYA DOC	BAG	Upto 50	18	1.54	1069	1110	1232	1355	1477	1518	1543	1837	1984	2171	2342	2498	2538	Excl Ins.
85	SOYA FEED	BAG	Upto 55	18	1.48	1027	1067	1184	1302	1419	1459	1483	1766	1906	2087	2251	2401	2439	Excl Ins.
86	TENDUPATTA	BAG	25 to 50	15	3.05	2117	2199	2440	2684	2925	3007	3056	3639	3928	4301	4639	4947	5026	Excl Ins.
87	CINNAMON CARTON BOX	BOX	10	9	2.04	627	649	726	798	869	891	908	1078	1166	1276	1375	1469	1491	Excl Ins.
88	TAMARIND (SEEDLESS)	BAG	Upto 10 Kg	15	0.32	233	254	276	302	318	329	339	403	429	466	504	541	551	Excl Ins.
89	TAMARIND (WITH SEEDS)	BAG	Upto 50 Kg	20	1.34	827	913	1005	1091	1125	1164	1303	1469	1574	1647	1845	1878	1991	Excl Ins.
90		BAG	Above 50 to 75 Kg	15	1.79	1091	1137	1217	1342	1448	1495	1527	1825	1957	2156	2301	2467	2513	Excl Ins.

1. If the rates fixed for any commodity on bag basis for any Centre is higher than the above rates, the higher rates will be applicable.

2. Tariff for Non-Fumigable stocks does not include cost of prophylactic and curative treatments.

RAJEEV KUMAR BANSAL  
 Digitally signed by RAJEEV KUMAR BANSAL  
 Date: 2022.04.13 17:54:55 +05'30'

## Annexure-III

### A. Metal Tariff w.e.f 01.04.2022:

The applicable metal tariff w.e.f. 01.04.2022 is as follows:

Sr No	Cities	Revised rate for FY 2022-23 (per MT/month) In Rs.
1	Delhi & Mumbai	423
2	Kolkata, Chennai, Hyderabad, WHs in NCR Delhi	300
3	Other cities	257

Note: GST and any other Govt. taxes/levies (if applicable shall be charged extra) while other terms and condition will remain same.

### B. Cold Storage Tariff at CW Vashi w.e.f. 01.04.2022:

Rs.1465.00 per Sq. Mtr. per month for FY 2022-23.

### C. CCI Management warehouses w.e.f 01.04.2022:

The tariff for CCI management charges has been fixed at Rs. 38.00 per MT/month (GST extra) for FY 2022-23 for CCI cotton bales.

For other management warehouses concerned Regional Office should submit a detailed proposal for fixing the revised rate of storage charges.

### D. CCI Hired Godowns w.e.f. 01.04.2022:

The tariff applicable for own godowns will be applicable for hired godowns also in case of CCI but with a maximum cap of Rs. 66.83 per bales per month.

### E. Lorry Weightment Charges w.e.f. 01.04.2022:

Rs. 67.79/-Per vehicle loaded/empty (excluding GST & other taxes applicable) for upto 10 MT vehicle. i.e. Rs 80.00/- per vehicle loaded/empty (including 18% GST applicable.)

Rs.135.59/- per vehicle loaded/empty (excluding GST & other taxes applicable) for above 10 MT vehicle. i.e. Rs 160.00/- per vehicle loaded/empty (including 18% GST applicable.)

### F. Preservation Charges for DWT & S-DWT users:

In case Preservation services are also availed by DWT/SDWT customers, an additional 15% of the Gross Area Tariff to be charged on applicable rates of DWT or S-DWT as the case may be.

### G. Insurance Charge:

Insurance is to be charged separately except for food grains where the tariff is fixed including of insurance. Insurance charges may continue to be charged @ Rs.0.05 per 100 Rupee value of stock per month.

RAJEEV  
KUMAR  
BANSAL

Digitally signed by  
RAJEEV KUMAR BANSAL  
Date: 2022.04.13  
17:55:17 +05'30'