



75
Azadi Ka
Amrit Mahotsav



केन्द्रीय भण्डारण निगम
(भारत सरकार का उपक्रम)

CENTRAL WAREHOUSING CORPORATION

(A Govt. of India Undertaking)

जन-जन के लिए भण्डारण/Warehousing for Everyone



CWC CO-CD0COST/2/2023-COMM (95836)

Date: 22.03.2024

All Regional Manager
Central Warehousing Corporation
Regional Offices

Sub.: Revision of storage tariff w.e.f. 01.04.2024 at Central Warehouses.....reg.

Sir/Madam,

In reference to this office letter No. CWC CO-CD0COST/3/2022-COMM (95836) dated 03.03.2024 regarding revision of tariff for FY 24-25 w.e.f. 01.04.2024, this office received feedbacks from some of the Regional Offices which have been reviewed and the Competent Authority has approved the tariff with few amendments in tariff circulated vide above said letter dated 03.03.2024. The tariff for FY24-25 has been finalized, taking into account the business scenario, market conditions, existing depositor and commodity profile, market rates, utilization pattern of the warehouse, establishment and operational cost, repair & renovation costs and other relevant factors.

1. The **Area Basis Tariff** for all existing warehouses has been revised in line with the recommendations of RMs, occupancy of the WHs, Depositors' profile and market rate in the locality. The Warehouse wise category, DWT Area Rates (Gross) in Sq. ft., Special DWT Area Rates (Gross/Net) in Sq. ft., Bonded Rates (Gross) in Sq. ft. and Fertilizer Rates in MT are enclosed as **Annexure-I**.
2. The **Commodity wise Tariff** (Bag Basis) has been kept unchanged for majority of the warehouses. Commodities, whose tariff was fixed during FY23-24, have been included in the tariff, if any such commodity is not included in tariff, intimation to this office may be done. If any such commodity or any new commodity is received at the warehouses, the proposal for the same may be sent to CO for fixation of storage tariff accordingly. The revised Commodity wise tariff is enclosed as **Annexure-II**.
3. The **Special Commodity Tariff for Farmers & Traders** (Bag Basis) which was issued in the year 2022-23 i.e. dated 14.09.2022 shall be continued for the lowest three categories i.e. 740, 780 and 860. The Special Tariff is enclosed as **Annexure-III**.
4. Tariff for CCI Cotton Bales (Management and Hired WHs), Weighment Charges, Metals storage, Cold Storage Vashi, Ambad (Nashik) charges has also been revised and attached as **Annexure-IV**.
5. Considering the inventory management and extra establishment cost for storing and managing books, the SDWT tariff for '**BOOKS**' stored under SDWT has been fixed and retained at 36% higher than DWT tariff as per **Annexure-V**.
6. Preservation Charges for SDWT depositors shall be applicable as per **Annexure VI**.
7. In case of utilization on Dedicated Warehousing Terms (DWT) being inbuilt annual escalation clause, the annual escalation of tariff as per the agreement shall continue to be applicable from due date (date of anniversary or financial year wise as applicable).

निगमित का0: 4/1, सीरी इंस्टीट्यूशनल एरिया, अगस्त क्रांति मार्ग, हौज़ खास, नई दिल्ली-110016

CO: 4/1, Siri Institutional Area, August Kranti Marg, Hauz Khas, New Delhi-110016 ☎ 011-26524100, 26611042 ई-मेल: gmcomm@cewacor.nic.in

8. The Warehouse Categories have been retained as 11 only.
9. Bonded area tariff shall be applicable only for custom notified warehouses, if any Time Barred bond (TBB)/seized/confiscated cargo are lying in such warehouses those are not custom notified then the storage charges shall be applicable as per SDWT rates.
10. **FCI/SCSC Gunny Bales:** Separate bills to be generated for food grain and gunny bales stored within reserved space. The bills for food grain stored will not attract GST, however, bills for storage of gunny bales in reserved space will attract GST.

For example; at any center FCI/SCSC has reservation of 5000 MT and out of this 5000 MT capacity FCI stored 100 MT of gunny bales and 4900 MT of food-grain, in this scenario the separate bills will be raised for 4900 MT food-grain on reservation rates (without GST) and for 100 MT gunny bales on reservation rates (with applicable GST).

This shall be applicable only where minimum guaranteed reservation period is of 01 year.


11. Tariff with regard to FCI on guarantee basis is regulated by the Ministry, based on recommendations of Chief Advisor Cost (CAC), Ministry of Finance and the same shall be circulated as and when revised.
12. No rebate may be allowed without approval of Corporate Office except under DoP of RMs. The existing rebate of 10% to Co-operatives/ Agri Start-ups and 30% to Farmers i.e. bonafide agriculturist only for the storage of their products as per Para 7 of CO circular issued vide letter No. CWC-BD/II-Tariff/91 dated 13.01.1992 may be continued. Rebate on account of bulk storage, longer term storage and other special circumstances shall be decided on case-to-case basis with the prior approval of Corporate Office if it is beyond the DoP of RMs. Rebate already offered will continue till expiry of period agreed upon. All other Rebate shall be regulated through rebate policy circulated vide letter no. CWC CO-CD0DEDI/6/2023-COMM dated 08.01.2024.
13. It may be ensured and confirmed that tariff of all the warehouses under your jurisdiction has been revised and implemented. Further tariff for any other general warehouse/commodity which has not been included in the revised tariff may be brought to the knowledge of CO for fixation/revision. **If any centre has been closed and still appearing in tariff, the same may be intimated to CO.**
14. Storage/MF tariff for CFS/ICD/ICP/ACCs/RWCs may continue to be fixed for each centre depending on its location, availability of business and quantum of competition. However, RM may send the proposal for revision of tariff if not considered/revised already. Under no circumstances the existing tariff will be continued beyond 01.04.2024 without CO approval.
15. Goods and Service Tax/any other tax as levied by the Central/State Govt. or local bodies, if any, will be charged extra wherever applicable, in addition to storage, insurance charges, weightment charges etc.
16. RM should bring out a booklet containing tariff for various warehouses/commodities in the Region and may communicate to concerned Warehouses/Depositors. It should also contain general terms and conditions for storage/delivery etc.

निगमित का0: 4/1, सीरी इंस्टीट्यूशनल एरिया, अगस्त क्रांति मार्ग, हौज़ खास, नई दिल्ली-110016

CO: 4/1, Siri Institutional Area, August Kranti Marg, Hauz Khas, New Delhi-110016 📞 011-26524100, 26611042 ई-मेल: gmcomm@cewacor.nic.in

It is advised to re-check the revised tariff and intimate if there is any disparity on or before 26.03.2024 that the same may be reviewed at the Corporate Office. It is also directed to strictly implement the revised tariff and monitor its impact on the income of the centers.

Please acknowledge the receipt of this letter and bring the revised tariff to the notice of all concerned Depositors/Customers in your region for implementation.



Digitally signed by
RAJEEV KUMAR BANSAL
Date: 2024.03.22
18:18:31 +05'30'

(Rajeev Kumar Bansal)
Group General Manager (Comm.)

Enclosed: As Above

Copy to:

- 1) The GGM (Systems), CWC, CO, New Delhi- For kind information and with request to incorporate the same in WMS and uploading at the CWC website under Tariff Tab.
- 2) The GGM (Finance), CWC, CO, New Delhi-For kind information.
- 3) The GM (Technical), CWC, CO, New Delhi-For kind information.
- 4) PPS to MD, CWC, CO, New Delhi for kind information.
- 5) PPS to Director (M&CP), CWC, CO, New Delhi for kind information.
- 6) SPA to Director (Finance), CWC, CO, New Delhi for kind information

निगमित का0: 4/1, सीरी इंस्टीट्यूशनल एरिया, अगस्त क्रान्ति मार्ग, हौज़ खास, नई दिल्ली-110016

CO: 4/1, Siri Institutional Area, August Kranti Marg, Hauz Khas, New Delhi-110016 ☎ 011-26524100, 26611042 ई-मेल: gmcomm@cewacor.nic.in

ANNEXURE-I

REVISED GENERAL TARIFF FOR FY 2024-25

| SL.NO. | CATEGORY | NO. OF WAREHOUSES | DWT | SPECIAL DWT | |
|--------|----------|-------------------|-------------------------------------|-------------------------------------|-----------------------------------|
| | | | GROSS AREA RATE PER SQ FT PER MONTH | GROSS AREA RATE PER SQ FT PER MONTH | NET AREA RATE PER SQ FT PER MONTH |
| | | | (RS.) | (RS.) | (RS.) |
| 1 | 740 | 39 | 15.53 | 17.09 | 23.37 |
| 2 | 780 | 102 | 16.94 | 18.64 | 25.49 |
| 3 | 860 | 25 | 19.43 | 21.38 | 29.23 |
| 4 | 950 | 116 | 21.00 | 23.10 | 31.58 |
| 5 | 1060 | 33 | 23.50 | 25.85 | 35.34 |
| 6 | 1090 | 37 | 25.75 | 28.33 | 38.73 |
| 7 | 1400 | 24 | 29.01 | 31.92 | 43.64 |
| 8 | 1530 | 9 | 35.50 | 39.05 | 53.39 |
| 9 | 1650 | 4 | 40.00 | 44.00 | 60.15 |
| 10 | 1770 | 13 | 48.20 | 53.02 | 72.48 |
| 11 | 1800 | 6 | 54.09 | 59.50 | 81.34 |

NOTE :- STORAGE TARIFF FOR OPEN AREA WILL BE 60% OF COVERED AREA RATE IN GENERAL WAREHOUSING SEGMENT & EXPORT WAREHOUSE ATTACHED TO CFS/ICD 75% OF COVERED AREA RATE FOR BONDED WH.



Digitally signed
by NAVEEN
KUMAR
Date: 2024.03.22
18:24:59 +05'30'

| S.No. | Warehouse | WH Category | DWT (Gross Area per sq. ft. per month Tariff) | SDWT (Gross Area per sq. ft. per month Tariff) | SDWT (Net Area per sq. ft. per month Tariff) | Fertilizer (per MT per month Tariff) | Bonded (Gross Area per sq. ft. per week Tariff) |
|---|----------------------|-------------|---|--|--|--------------------------------------|---|
| I | REGION-AHMEDABAD | | | | | | |
| A | STATE- GUJARAT | | | | | | |
| 1 | AHMEDABAD-I | 1060 | 23.50 | 25.85 | 35.34 | | |
| 2 | ANAND | 950 | 21.00 | 23.10 | 31.58 | | |
| 3 | BARODA-I | 1060 | 23.50 | 25.85 | 35.34 | | |
| 4 | BHAVNAGAR | 950 | 21.00 | 23.10 | 31.58 | | |
| 5 | GANDHIDHAM (HIRED) | 860 | 19.43 | 21.38 | 29.23 | | |
| 6 | ISHANPUR | 1090 | 25.75 | 28.33 | 38.73 | | |
| 7 | JAMNAGAR | 950 | 21.00 | 23.10 | 31.58 | | |
| 8 | KARACHIA | 1060 | 23.50 | 25.85 | 35.34 | | |
| 9 | MUNDRA | 780 | 16.94 | 18.64 | 25.49 | | |
| 10 | NADIAD | 950 | 21.00 | 23.10 | 31.58 | | |
| 11 | PIPAVAV | 780 | 16.94 | 18.64 | 25.49 | | |
| 12 | RAJKOT | 950 | 21.00 | 23.10 | 31.58 | | |
| 13 | SURAT | 1090 | 25.75 | 28.33 | 38.73 | | |
| 14 | VADOD | 780 | 16.94 | 18.64 | 25.49 | | |
| 15 | RAJKOT(HIRED) | 950 | 21.00 | 23.10 | 31.58 | | |
| 16 | JAMNAGAR(HIRED) | 950 | 21.00 | 23.10 | 31.58 | | |
| 17 | MALIYA HATINA(HIRED) | 1060 | 23.50 | 25.85 | 35.34 | | |
| 18 | PATAN(HIRED) | 1060 | 23.50 | 25.85 | 35.34 | | |
| 19 | DHORAJI (HIRED) | 1060 | 23.50 | 25.85 | 35.34 | | |
| 20 | KALAVAD (HIRED) | 1060 | 23.50 | 25.85 | 35.34 | | |
| 21 | SURAT (HIRED) | 1400 | 29.01 | 31.92 | 43.64 | | |
| NOTE :- STORAGE TARIFF FOR OPEN AREA WILL BE 60% OF COVERED AREA RATE IN GENERAL WAREHOUSING SEGMENT & EXPORT WAREHOUSE ATTACHED TO CFS/ICD AND 75% OF COVERED AREA RATE FOR BONDED WH. | | | | | | | |



Digitally signed by
NAVEEN KUMAR
Date: 2024.03.22
18:25:21 +05'30'

| S.No. | Warehouse | WH Category | DWT (Gross Area per sq. ft. per month Tariff) | SDWT (Gross Area per sq. ft. per month Tariff) | SDWT (Net Area per sq. ft. per month Tariff) | Fertilizer (per MT per month Tariff) | Bonded (Gross Area per sq. ft. per week Tariff) |
|-----------|---------------------------------------|-------------|---|--|--|--------------------------------------|---|
| II | REGION-BANGALORE | | | | | | |
| B | STATE- KARNATAKA | | | | | | |
| 1 | BANGALORE-I | 1090 | 25.75 | 28.33 | 38.73 | | |
| 2 | BELGAUM | 860 | 19.43 | 21.38 | 29.23 | 95 | |
| 3 | BIDAR | 780 | 16.94 | 18.64 | 25.49 | | |
| 4 | CHITRADURGA | 780 | 16.94 | 18.64 | 25.49 | | |
| 5 | DAVANGERE | 780 | 16.94 | 18.64 | 25.49 | 95 | |
| 6 | DHARWAD | 860 | 19.43 | 21.38 | 29.23 | | |
| 7 | GADAG-I | 780 | 16.94 | 18.64 | 25.49 | 95 | |
| 8 | GADAG-II(PEG) | 740 | 15.53 | 17.09 | 23.37 | 95 | |
| 9 | GULBARGA-I | 740 | 15.53 | 17.09 | 23.37 | 95 | |
| 10 | GULBARGA-II | 780 | 16.94 | 18.64 | 25.49 | 95 | |
| 11 | HUBLI | 860 | 19.43 | 21.38 | 29.23 | | |
| 12 | MANNGUDA/ MANGALORE-I | 950 | 21.00 | 23.10 | 31.58 | | |
| 13 | NARGUND | 780 | 16.94 | 18.64 | 25.49 | | |
| 14 | PANAMBUR/CFS | 950 | 21.00 | 23.10 | 31.58 | 110 | 7.90 |
| 15 | R.V. LAYOUT/BANG-V | 1400 | 29.01 | 31.92 | 43.64 | | |
| 16 | RAICHUR | 780 | 16.94 | 18.64 | 25.49 | | |
| 17 | SEDAM | 740 | 15.53 | 17.09 | 23.37 | | |
| 18 | SHIKARIPUR | 780 | 16.94 | 18.64 | 25.49 | 95 | |
| 19 | SHIMOGA | 780 | 16.94 | 18.64 | 25.49 | 95 | |
| 20 | SOUNDATTI | 780 | 16.94 | 18.64 | 25.49 | 95 | |
| 21 | TUMKUR | 780 | 16.94 | 18.64 | 25.49 | 95 | |
| 22 | DODDABALLAPURA | 1090 | 25.75 | 28.33 | 38.73 | | |
| 23 | AEROSPACE PARK, DEVANSHALLI/ KIADB | 1530 | 35.50 | 39.05 | 53.39 | | |
| 24 | HOSPETE | 780 | 16.94 | 18.64 | 25.49 | | |
| 25 | DABASPETH | 950 | 21.00 | 23.10 | 31.58 | | |
| 26 | KAMMASANDRA | 1090 | 25.75 | 28.33 | 38.73 | | |

NOTE :- STORAGE TARIFF FOR OPEN AREA WILL BE 60% OF COVERED AREA RATE IN GENERAL WAREHOUSING SEGMENT & EXPORT WAREHOUSE ATTACHED TO CFS/ICD AND 75% OF COVERED AREA RATE FOR BONDED WH.



Digitally signed
by NAVEEN
KUMAR
Date:
2024.03.22
18:25:37 +05'30'

| S.No. | Warehouse | WH Category | DWT (Gross Area per sq. ft. per month Tariff) | SDWT (Gross Area per sq. ft. per month Tariff) | SDWT (Net Area per sq. ft. per month Tariff) | Fertilizer (per MT per month Tariff) | Bonded (Gross Area per sq. ft. per week Tariff) |
|---|------------------------------|-------------|---|--|--|--------------------------------------|---|
| III | REGION-BHOPAL | | | | | | |
| C | STATE- CHHATTISGARH | | | | | | |
| 1 | BHATAPARA-I | 780 | 16.94 | 18.64 | 25.49 | | |
| 2 | BHATAPARA-II | 740 | 15.53 | 17.09 | 23.37 | | |
| 3 | BILASPUR-I | 950 | 21.00 | 23.10 | 31.58 | | |
| 4 | BILASPUR-II | 950 | 21.00 | 23.10 | 31.58 | | |
| 5 | RAIGARH-I | 740 | 15.53 | 17.09 | 23.37 | | |
| 6 | RAIGARH-II | 780 | 16.94 | 18.64 | 25.49 | | |
| 7 | RAIPUR-I | 860 | 19.43 | 21.38 | 29.23 | | |
| 8 | RAIPUR-III | 780 | 16.94 | 18.64 | 25.49 | | |
| 9 | RAIPUR-IV | 780 | 16.94 | 18.64 | 25.49 | | |
| 10 | DHAMTARI | 740 | 15.53 | 17.09 | 23.37 | | |
| D | STATE- MADHYA PRADESH | | | | | | |
| 1 | BALAGHAT | 780 | 16.94 | 18.64 | 25.49 | | |
| 2 | BHIND | 740 | 15.53 | 17.09 | 23.37 | | |
| 3 | BHOPAL-I | 860 | 19.43 | 21.38 | 29.23 | | |
| 4 | BURHANPUR | 780 | 16.94 | 18.64 | 25.49 | | |
| 5 | CHHINDWARA | 780 | 16.94 | 18.64 | 25.49 | | |
| 6 | GWALIOR | 950 | 21.00 | 23.10 | 31.58 | | |
| 7 | INDORE-I | 950 | 21.00 | 23.10 | 31.58 | | |
| 8 | INDORE-III | 950 | 21.00 | 23.10 | 31.58 | | |
| 9 | INDORE-IV | 860 | 19.43 | 21.38 | 29.23 | | |
| 10 | INDORE-V | 950 | 21.00 | 23.10 | 31.58 | | 8.57 |
| 11 | KATNI | 780 | 16.94 | 18.64 | 25.49 | | |
| 12 | KATNI (HIRED) | 780 | 16.94 | 18.64 | 25.49 | | |
| 13 | KHANDWA | 740 | 15.53 | 17.09 | 23.37 | | |
| 14 | MAKSI | 740 | 15.53 | 17.09 | 23.37 | | |
| 15 | MALANPUR | 740 | 15.53 | 17.09 | 23.37 | | |
| 16 | MORENA-I | 740 | 15.53 | 17.09 | 23.37 | | |
| 17 | MORENA-II | 740 | 15.53 | 17.09 | 23.37 | | |
| 18 | NARSINGHPUR | 780 | 16.94 | 18.64 | 25.49 | | |
| 19 | PITHAMPUR | 780 | 16.94 | 18.64 | 25.49 | | |
| 20 | SANWAR | 780 | 16.94 | 18.64 | 25.49 | | |
| 21 | SHEOPURKALAN-I | 740 | 15.53 | 17.09 | 23.37 | | |
| 22 | SHEOPURKALAN-II | 740 | 15.53 | 17.09 | 23.37 | | |
| 23 | SOHAGPUR | 740 | 15.53 | 17.09 | 23.37 | | |
| NOTE :- STORAGE TARIFF FOR OPEN AREA WILL BE 60% OF COVERED AREA RATE IN GENERAL WAREHOUSING SEGMENT & EXPORT WAREHOUSE ATTACHED TO CFS/ICD AND 75% OF COVERED AREA RATE FOR BONDED WH. | | | | | | | |


Digitally signed
by NAVEEN
KUMAR
Date:
2024.03.22
18:25:56
+05'30'

| S.No. | Warehouse | WH Category | DWT (Gross Area per sq. ft. per month Tariff) | SDWT (Gross Area per sq. ft. per month Tariff) | SDWT (Net Area per sq. ft. per month Tariff) | Fertilizer (per MT per month Tariff) | Bonded (Gross Area per sq. ft. per week Tariff) |
|-----------|--------------------------------|-------------|---|--|--|--------------------------------------|---|
| IV | REGION-CHANDIGARH | | | | | | |
| E | STATE- HARYANA | | | | | | |
| 1 | ASSANDH | 740 | 15.53 | 17.09 | 23.37 | | |
| 2 | BARHI | 950 | 21.00 | 23.10 | 31.58 | | |
| 3 | BHIWANI | 780 | 16.94 | 18.64 | 25.49 | | |
| 4 | CHARKHI DADRI | 780 | 16.94 | 18.64 | 25.49 | | |
| 5 | FATEHABAD | 780 | 16.94 | 18.64 | 25.49 | | |
| 6 | HISSAR | 780 | 16.94 | 18.64 | 25.49 | 110 | |
| 7 | INDRI | 740 | 15.53 | 17.09 | 23.37 | | |
| 8 | JAGADHARI | 740 | 15.53 | 17.09 | 23.37 | | |
| 9 | KAITHAL | 740 | 15.53 | 17.09 | 23.37 | | |
| 10 | KARNAL-I | 860 | 19.43 | 21.38 | 29.23 | 110 | |
| 11 | KARNAL-III | 860 | 19.43 | 21.38 | 29.23 | | |
| 12 | LADWA | 740 | 15.53 | 17.09 | 23.37 | | |
| 13 | MANDI ADAMPUR | 780 | 16.94 | 18.64 | 25.49 | | |
| 14 | NARAINGARH | 740 | 15.53 | 17.09 | 23.37 | | |
| 15 | NARWANA | 780 | 16.94 | 18.64 | 25.49 | 110 | |
| 16 | ROHTAK | 780 | 16.94 | 18.64 | 25.49 | 95 | |
| 17 | SIRSA | 780 | 16.94 | 18.64 | 25.49 | | |
| 18 | SONEPAT | 780 | 16.94 | 18.64 | 25.49 | 110 | |
| 19 | TOHANA(PEG) | 740 | 15.53 | 17.09 | 23.37 | | |
| 20 | KUNDLI | 1090 | 25.75 | 28.33 | 38.73 | | |
| 21 | BIBIPUR (JIND) | 780 | 16.94 | 18.64 | 25.49 | | |
| F | STATE- HIMACHAL PRADESH | | | | | | |
| 1 | DEHRA(PEG) | 780 | 16.94 | 18.64 | 25.49 | | |
| 2 | MANDI | 780 | 16.94 | 18.64 | 25.49 | | |
| 3 | SOLAN | 780 | 16.94 | 18.64 | 25.49 | | |
| G | STATE- PUNJAB | | | | | | |
| 1 | ABOHAR-I | 740 | 15.53 | 17.09 | 23.37 | | |
| 2 | AJITWAL | 740 | 15.53 | 17.09 | 23.37 | | |
| 3 | AMRITSAR | 950 | 21.00 | 23.10 | 31.58 | | |
| 4 | AMRITSAR BD(PEG) | 950 | 21.00 | 23.10 | 31.58 | | |
| 5 | BATHINDA(PEG) | 950 | 21.00 | 23.10 | 31.58 | | |
| 6 | BHOGPUR | 860 | 19.43 | 21.38 | 29.23 | | |
| 7 | CHANALON | 780 | 16.94 | 18.64 | 25.49 | | |
| 8 | FAZILKA | 740 | 15.53 | 17.09 | 23.37 | | |
| 9 | GARSHANKAR | 740 | 15.53 | 17.09 | 23.37 | | |
| 10 | GURDASPUR | 740 | 15.53 | 17.09 | 23.37 | | |
| 11 | HOSHIARPUR | 740 | 15.53 | 17.09 | 23.37 | | |
| 12 | LUDHIANA | 1060 | 23.50 | 25.85 | 35.34 | | 9.67 |
| 13 | MANDI GOBINDGARH | 740 | 15.53 | 17.09 | 23.37 | | |
| 14 | MANSA | 740 | 15.53 | 17.09 | 23.37 | | |
| 15 | MOGA-I | 860 | 19.43 | 21.38 | 29.23 | | |
| 16 | MOGA-II (PEG) | 860 | 19.43 | 21.38 | 29.23 | | |
| 17 | MOHALI | 1530 | 35.50 | 39.05 | 53.39 | | 14.78 |
| 18 | MUKTSAR | 740 | 15.53 | 17.09 | 23.37 | | |



Digitally signed by
NAVEEN KUMAR
Date: 2024.03.22
18:26:21 +05'30'

| S.No. | Warehouse | WH Category | DWT (Gross Area per sq. ft. per month Tariff) | SDWT (Gross Area per sq. ft. per month Tariff) | SDWT (Net Area per sq. ft. per month Tariff) | Fertilizer (per MT per month Tariff) | Bonded (Gross Area per sq. ft. per week Tariff) |
|---|--------------------------------|-------------|---|--|--|--------------------------------------|---|
| IV | REGION-CHANDIGARH | | | | | | |
| G | STATE- PUNJAB | | | | | | |
| 19 | NABHA | 740 | 15.53 | 17.09 | 23.37 | | |
| 20 | NABHA BD | 740 | 15.53 | 17.09 | 23.37 | | |
| 21 | PATHANKOT BD | 740 | 15.53 | 17.09 | 23.37 | | |
| 22 | ROPAR(PEG) | 860 | 19.43 | 21.38 | 29.23 | | |
| 23 | SIRHIND | 860 | 19.43 | 21.38 | 29.23 | | |
| 24 | BUDLADA (HIRED) | 740 | 15.53 | 17.09 | 23.37 | | |
| H | UT- CHANDIGARH | | | | | | |
| 1 | CHANDIGARH | 1770 | 48.20 | 53.02 | 72.48 | | 17.48 |
| I | UT- JAMMU & KASHMIR | | | | | | |
| 1 | DRASS | 780 | 16.94 | 18.64 | 25.49 | | |
| 2 | ZANSKAR | 780 | 16.94 | 18.64 | 25.49 | | |
| NOTE :- STORAGE TARIFF FOR OPEN AREA WILL BE 60% OF COVERED AREA RATE IN GENERAL WAREHOUSING SEGMENT & EXPORT WAREHOUSE ATTACHED TO CFS/ICD AND 75% OF COVERED AREA RATE FOR BONDED WH. | | | | | | | |


 Digitally signed
 by NAVEEN
 KUMAR
 Date:
 2024.03.22
 18:26:38 +05'30'

| S.No. | Warehouse | WH Category | DWT (Gross Area per sq. ft. per month Tariff) | SDWT (Gross Area per sq. ft. per month Tariff) | SDWT (Net Area per sq. ft. per month Tariff) | Fertilizer (per MT per month Tariff) | Bonded (Gross Area per sq. ft. per week Tariff) |
|----------|---------------------------|-------------|---|--|--|--------------------------------------|---|
| V | REGION-CHENNAI | | | | | | |
| J | UT- A&N ISLAND | | | | | | |
| 1 | PORT BLAIR | 1060 | 23.50 | 25.85 | 35.34 | | |
| K | UT- PUDUCHERY | | | | | | |
| 1 | PUDUCHERY | 950 | 21.00 | 23.10 | 31.58 | | |
| L | STATE- TAMIL NADU | | | | | | |
| 1 | AMBATTUR | 1530 | 35.50 | 39.05 | 53.39 | | |
| 2 | CHIDAMBARAM | 780 | 16.94 | 18.64 | 25.49 | | |
| 3 | CHROMEPET | 1530 | 35.50 | 39.05 | 53.39 | | |
| 4 | COIMBATORE | 1400 | 29.01 | 31.92 | 43.64 | | |
| 5 | CUDDALORE(PEG) | 950 | 21.00 | 23.10 | 31.58 | | |
| 6 | ERODE | 1060 | 23.50 | 25.85 | 35.34 | | |
| 7 | HOSUR(PEG) | 1060 | 23.50 | 25.85 | 35.34 | | |
| 8 | KUMBAKONAM | 780 | 16.94 | 18.64 | 25.49 | | |
| 9 | MADHAVARAM CFS | 1090 | 25.75 | 28.33 | 38.73 | | |
| 10 | MADURAI | 1060 | 23.50 | 25.85 | 35.34 | | |
| 11 | MANNARGUDI | 740 | 15.53 | 17.09 | 23.37 | | |
| 12 | MEPZ | 1090 | 25.75 | 28.33 | 38.73 | | |
| 13 | MOOLAPALAYAM | 950 | 21.00 | 23.10 | 31.58 | | |
| 14 | NAGERCOIL | 950 | 21.00 | 23.10 | 31.58 | | |
| 15 | ROYAPURAM | 1530 | 35.50 | 39.05 | 53.39 | | |
| 16 | THANJAVUR | 780 | 16.94 | 18.64 | 25.49 | | |
| 17 | TRICHY | 950 | 21.00 | 23.10 | 31.58 | | |
| 18 | TUTICORIN CFS | 950 | 21.00 | 23.10 | 31.58 | | |
| 19 | UDUMALPET | 780 | 16.94 | 18.64 | 25.49 | | |
| 20 | VIRUDHUNAGAR | 1060 | 23.50 | 25.85 | 35.34 | | |
| 21 | VIRUGAMBAKAM GEN | 1530 | 35.50 | 39.05 | 53.39 | | |
| 22 | ALINGIVAKKAM | 1770 | 48.20 | 53.02 | 72.48 | | |
| 23 | SHOLAVARAM | 1770 | 48.20 | 53.02 | 72.48 | | |
| 24 | SINGANALLUR | 1090 | 25.75 | 28.33 | 38.73 | | |
| 25 | POLIVAKKAM-I | 1770 | 48.20 | 53.02 | 72.48 | | |
| 26 | POLIVAKKAM-II | 1770 | 48.20 | 53.02 | 72.48 | | |
| 27 | NAMAKKAL (HIRED) | 1060 | 23.50 | 25.85 | 35.34 | | |
| 28 | KINATHUKADAVU (HIRED) | 1090 | 25.75 | 28.33 | 38.73 | | |
| 29 | AANAMALAI (HIRED) | 1090 | 25.75 | 28.33 | 38.73 | | |
| 30 | THONDAMUTHUR (HIRED) | 1090 | 25.75 | 28.33 | 38.73 | | |
| 31 | SEVUR (HIRED) | 780 | 16.94 | 18.64 | 25.49 | | |
| 32 | AVALPOONDURAI (HIRED) | 1060 | 23.50 | 25.85 | 35.34 | | |
| 33 | AYYANADAIPPU | 950 | 21.00 | 23.10 | 31.58 | | |
| 34 | UDUMALPET (HIRED) | 780 | 16.94 | 18.64 | 25.49 | | |
| 35 | AVINASHI (HIRED) | 1090 | 25.75 | 28.33 | 38.73 | | |
| 36 | AYYANADAIPPU -II (HIRED) | 1090 | 25.75 | 28.33 | 38.73 | | |



| S.No. | Warehouse | WH Category | DWT (Gross Area per sq. ft. per month Tariff) | SDWT (Gross Area per sq. ft. per month Tariff) | SDWT (Net Area per sq. ft. per month Tariff) | Fertilizer (per MT per month Tariff) | Bonded (Gross Area per sq. ft. per week Tariff) |
|---|------------------------------------|-------------|---|--|--|--------------------------------------|---|
| V | REGION-CHENNAI | | | | | | |
| L | STATE- TAMIL NADU | | | | | | |
| 37 | CHROMEPET WITH MORDERN FACILITY | 1650 | 40.00 | 44.00 | 60.15 | | |
| 38 | VIRUGAMBAKAM WITH MORDERN FACILITY | 1650 | 40.00 | 44.00 | 60.15 | | |
| NOTE :- STORAGE TARIFF FOR OPEN AREA WILL BE 60% OF COVERED AREA RATE IN GENERAL WAREHOUSING SEGMENT & EXPORT WAREHOUSE ATTACHED TO CFS/ICD AND 75% OF COVERED AREA RATE FOR BONDED WH. | | | | | | | |



Digitally signed
by NAVEEN
KUMAR
Date:
2024.03.22
18:27:23 +05'30'

| S.No. | Warehouse | WH Category | DWT (Gross Area per sq. ft. per month Tariff) | SDWT (Gross Area per sq. ft. per month Tariff) | SDWT (Net Area per sq. ft. per month Tariff) | Fertilizer (per MT per month Tariff) | Bonded (Gross Area per sq. ft. per week Tariff) |
|--|-----------------------------|-------------|---|--|--|--------------------------------------|---|
| VI | REGION-DELHI | | | | | | |
| M | STATE- HARYANA | | | | | | |
| 1 | GURGAON | 1770 | 48.20 | 53.02 | 72.48 | | |
| N | NCT- DELHI | | | | | | |
| 1 | KIRTI NAGAR | 1800 | 54.09 | 59.50 | 81.34 | | |
| 2 | NANGLOI | 1770 | 48.20 | 53.02 | 72.48 | | |
| 3 | NARELA | 1530 | 35.50 | 39.05 | 53.39 | | |
| 4 | NARELA SINGHOLA - HIRED | 1770 | 48.20 | 53.02 | 72.48 | | |
| 5 | OKHLA-I | 1800 | 54.09 | 59.50 | 81.34 | | 18.22 |
| 6 | OKHLA-II | 1800 | 54.09 | 59.50 | 81.34 | | 18.22 |
| 7 | OKHLA II NCCF- HIRED | 1800 | 54.09 | 59.50 | 81.34 | | |
| 8 | R.P.BAGH | 1800 | 54.09 | 59.50 | 81.34 | | 18.22 |
| O | STATE- UTTAR PRADESH | | | | | | |
| 1 | DADRI | 1530 | 35.50 | 39.05 | 53.39 | | |
| 2 | GRT. NOIDA-I | 1400 | 29.01 | 31.92 | 43.64 | | |
| 3 | KASNA | 1400 | 29.01 | 31.92 | 43.64 | | |
| 4 | NOIDA-68 | 1770 | 48.20 | 53.02 | 72.48 | | |
| 5 | SAHIBABAD- I (MN) | 1770 | 48.20 | 53.02 | 72.48 | | |
| 6 | SAHIBABAD- II | 1770 | 48.20 | 53.02 | 72.48 | | |
| 7 | GHAZIABAD-I | 1530 | 35.50 | 39.05 | 53.39 | | |
| 8 | NSEZ ICD - HIRED | 1770 | 48.20 | 53.02 | 72.48 | | |
| 9 | ICD LONI | 1400 | 29.01 | 31.92 | 43.64 | | |
| 10 | SURAJPUR(UP) | 1400 | 29.01 | 31.92 | 43.64 | | |
| P | STATE- UTTARAKHAND | | | | | | |
| 1 | BAZPUR | 780 | 16.94 | 18.64 | 25.49 | | |
| 2 | JASPUR | 950 | 21.00 | 23.10 | 31.58 | | |
| 3 | KASHIPUR -I | 950 | 21.00 | 23.10 | 31.58 | | |
| 4 | KASHIPUR -II | 950 | 21.00 | 23.10 | 31.58 | | |
| 5 | KHATIMA | 1400 | 29.01 | 31.92 | 43.64 | | |
| 6 | SRI NAGAR(PEG) | 950 | 21.00 | 23.10 | 31.58 | | |
| 7 | DEHRADUN | 1650 | 40.00 | 44.00 | 60.15 | | |
| NOTE :- STORAGE TARIFF FOR OPEN AREA WILL BE 60% OF COVERED AREA RATE IN GENERAL WAREHOUSING SEGMENT & EXPORT WAREHOUSE ATTACHED TO CFS/ICD AND 75% OF COVERED AREA RATE FOR BONDED WH. | | | | | | | |



Digitally signed
by NAVEEN
KUMAR
Date:
2024.03.22
18:27:51 +05'30'

| S.No. | Warehouse | WH Category | DWT (Gross Area per sq. ft. per month Tariff) | SDWT (Gross Area per sq. ft. per month Tariff) | SDWT (Net Area per sq. ft. per month Tariff) | Fertilizer (per MT per month Tariff) | Bonded (Gross Area per sq. ft. per week Tariff) |
|---|------------------------|-------------|---|--|--|--------------------------------------|---|
| VII | REGION-GUWAHATI | | | | | | |
| Q | STATE- ASSAM | | | | | | |
| 1 | AMINGAON-I | 950 | 21.00 | 23.10 | 31.58 | | 8.48 |
| 2 | DHUBRI | 780 | 16.94 | 18.64 | 25.49 | | |
| 3 | MALIGAON | 1060 | 23.50 | 25.85 | 35.34 | | 10.26 |
| 4 | JORHAT-I | 950 | 21.00 | 23.10 | 31.58 | | |
| 5 | JORHAT-II | 780 | 16.94 | 18.64 | 25.49 | | |
| 6 | SORBHOG | 950 | 21.00 | 23.10 | 31.58 | | |
| 7 | AMINGAON-II | 950 | 21.00 | 23.10 | 31.58 | | |
| 8 | AZARA OPEN YARD | 950 | 21.00 | 23.10 | 31.58 | | |
| 9 | SILCHAR | 780 | 16.94 | 18.64 | 25.49 | | |
| 10 | AMINGAON-III | 950 | 21.00 | 23.10 | 31.58 | | |
| 11 | BONGAIGAON | 1400 | 29.01 | 31.92 | 43.64 | | |
| 12 | NARENGI | 1400 | 29.01 | 31.92 | 43.64 | | |
| 13 | NUMALIGARH | 950 | 21.00 | 23.10 | 31.58 | | |
| R | STATE- TRIPURA | | | | | | |
| 1 | AGARTALA | 780 | 16.94 | 18.64 | 25.49 | | |
| 2 | AGARTALA C.S. | 780 | 16.94 | 18.64 | 25.49 | | |
| S | STATE- NAGALAND | | | | | | |
| 1 | DIMAPUR | 780 | 16.94 | 18.64 | 25.49 | | |
| NOTE :- STORAGE TARIFF FOR OPEN AREA WILL BE 60% OF COVERED AREA RATE IN GENERAL WAREHOUSING SEGMENT & EXPORT WAREHOUSE ATTACHED TO CFS/ICD AND 75% OF COVERED AREA RATE FOR BONDED WH. | | | | | | | |



Digitally signed
by NAVEEN
KUMAR
Date: 2024.03.22
18:28:08 +05'30'

| S.No. | Warehouse | WH Category | DWT (Gross Area per sq. ft. per month Tariff) | SDWT (Gross Area per sq. ft. per month Tariff) | SDWT (Net Area per sq. ft. per month Tariff) | Fertilizer (per MT per month Tariff) | Bonded (Gross Area per sq. ft. per week Tariff) |
|--|------------------------------|-------------|---|--|--|--------------------------------------|---|
| VIII | REGION-HYDERABAD | | | | | | |
| T | STATE- ANDHRA PRADESH | | | | | | |
| 1 | ADONI | 780 | 16.94 | 18.64 | 25.49 | | |
| 2 | ANKAPALLY | 780 | 16.94 | 18.64 | 25.49 | | |
| 3 | DUGGIRALA | 950 | 21.00 | 23.10 | 31.58 | | |
| 4 | GUDIVADA | 780 | 16.94 | 18.64 | 25.49 | 95 | |
| 5 | GUNTUR | 780 | 16.94 | 18.64 | 25.49 | 95 | |
| 6 | KADAPA | 780 | 16.94 | 18.64 | 25.49 | | |
| 7 | KAICALUR | 780 | 16.94 | 18.64 | 25.49 | | |
| 8 | KAKINADA | 780 | 16.94 | 18.64 | 25.49 | | |
| 9 | MACHILIPATNAM | 780 | 16.94 | 18.64 | 25.49 | | |
| 10 | NANDIKOTKUR | 780 | 16.94 | 18.64 | 25.49 | | |
| 11 | NANDYAL | 780 | 16.94 | 18.64 | 25.49 | | |
| 12 | NELLORE | 780 | 16.94 | 18.64 | 25.49 | 95 | |
| 13 | NIDAMANUR | 780 | 16.94 | 18.64 | 25.49 | | |
| 14 | ONGOLE | 950 | 21.00 | 23.10 | 31.58 | | |
| 15 | PEDAKAKANI | 780 | 16.94 | 18.64 | 25.49 | 95 | |
| 16 | RAJAHMUNDRY | 780 | 16.94 | 18.64 | 25.49 | 95 | |
| 17 | RAYANAPADU | 780 | 16.94 | 18.64 | 25.49 | | |
| 18 | RENIGUNTA | 780 | 16.94 | 18.64 | 25.49 | 95 | |
| 19 | SATTENAPALLI | 780 | 16.94 | 18.64 | 25.49 | | |
| 20 | TADEPALLIGUDEM | 780 | 16.94 | 18.64 | 25.49 | 95 | |
| 21 | VADLAMUDI | 780 | 16.94 | 18.64 | 25.49 | | |
| 22 | VIJAYWADA-I | 950 | 21.00 | 23.10 | 31.58 | | |
| 23 | VIJAYWADA-II | 950 | 21.00 | 23.10 | 31.58 | | |
| 24 | VIZAG-I | 1060 | 23.50 | 25.85 | 35.34 | | |
| U | STATE- TELANGANA | | | | | | |
| 1 | ADILABAD | 950 | 21.00 | 23.10 | 31.58 | | |
| 2 | BODHAN(PEG) | 780 | 16.94 | 18.64 | 25.49 | | |
| 3 | CHITYAL | 780 | 16.94 | 18.64 | 25.49 | | |
| 4 | GADWAL(PEG) | 780 | 16.94 | 18.64 | 25.49 | | |
| 5 | JANGAON | 780 | 16.94 | 18.64 | 25.49 | | |
| 6 | KARIMNAGAR-I | 950 | 21.00 | 23.10 | 31.58 | | |
| 7 | KARIMNAGAR-II | 950 | 21.00 | 23.10 | 31.58 | | |
| 8 | MEDAK | 780 | 16.94 | 18.64 | 25.49 | | |
| 9 | MEHABOBNAGAR | 950 | 21.00 | 23.10 | 31.58 | | |
| 10 | NAMPALLY | 1090 | 25.75 | 28.33 | 38.73 | | |
| 11 | NIZAMABAD | 950 | 21.00 | 23.10 | 31.58 | | |
| 12 | SANATHNAGAR FO | 1090 | 25.75 | 28.33 | 38.73 | | |
| 13 | SARANGPUR | 780 | 16.94 | 18.64 | 25.49 | 106 | |
| 14 | SIDDIPET | 780 | 16.94 | 18.64 | 25.49 | | |
| 15 | SURYAPET | 780 | 16.94 | 18.64 | 25.49 | | |
| 16 | WARANGAL | 950 | 21.00 | 23.10 | 31.58 | 120 | |
| 17 | KHAMMAM (HIRED) | 780 | 16.94 | 18.64 | 25.49 | | |
| 18 | DHARMABAD (HIRED) | 1060 | 23.50 | 25.85 | 35.34 | | |
| 19 | CFS- KUKATPALLY BOND | | | | | | 13.12 |
| NOTE :- STORAGE TARIFF FOR OPEN AREA WILL BE 60% OF COVERED AREA RATE IN GENERAL WAREHOUSING SEGMENT & EXPORT WAREHOUSE ATTACHED TO CFS/ICD AND 75% OF COVERED AREA RATE FOR BONDED WH. | | | | | | | |



Digitally signed by
NAVEEN KUMAR
Date: 2024.03.22
18:28:31 +05'30'

| S.No. | Warehouse | WH Category | DWT (Gross Area per sq. ft. per month Tariff) | SDWT (Gross Area per sq. ft. per month Tariff) | SDWT (Net Area per sq. ft. per month Tariff) | Fertilizer (per MT per month Tariff) | Bonded (Gross Area per sq. ft. per week Tariff) |
|---|--------------------|-------------|---|--|--|--------------------------------------|---|
| IX | REGION-JAIPUR | | | | | | |
| V | STATE- RAJASTHAN | | | | | | |
| 1 | BARAN | 740 | 15.53 | 17.09 | 23.37 | | |
| 2 | BEAWAR | 780 | 16.94 | 18.64 | 25.49 | | |
| 3 | BHARATPUR | 780 | 16.94 | 18.64 | 25.49 | | |
| 4 | BIKANER-I | 780 | 16.94 | 18.64 | 25.49 | 60 | |
| 5 | BIKANER-II | 780 | 16.94 | 18.64 | 25.49 | 60 | |
| 6 | CHOMU | 780 | 16.94 | 18.64 | 25.49 | | |
| 7 | DEOLI | 780 | 16.94 | 18.64 | 25.49 | | |
| 8 | HANUMANGARH -I | 740 | 15.53 | 17.09 | 23.37 | | |
| 9 | HANUMANGARH -II | 740 | 15.53 | 17.09 | 23.37 | | |
| 10 | JHUNJHUNU | 780 | 16.94 | 18.64 | 25.49 | | |
| 11 | KOTA-I | 780 | 16.94 | 18.64 | 25.49 | | |
| 12 | KOTA-II | 780 | 16.94 | 18.64 | 25.49 | | |
| 13 | KOTA-III | 780 | 16.94 | 18.64 | 25.49 | | |
| 14 | KOTPUTLI | 780 | 16.94 | 18.64 | 25.49 | | |
| 15 | KUSHALGARH | 740 | 15.53 | 17.09 | 23.37 | | |
| 16 | NAGOUR | 780 | 16.94 | 18.64 | 25.49 | | |
| 17 | PARBATSAR | 780 | 16.94 | 18.64 | 25.49 | | |
| 18 | SIKAR | 780 | 16.94 | 18.64 | 25.49 | | |
| 19 | SITAPURA-I | 1060 | 23.50 | 25.85 | 35.34 | 125 | |
| 20 | SITAPURA-II | 950 | 21.00 | 23.10 | 31.58 | 125 | |
| 21 | SRIGANGANAGAR-I | 740 | 15.53 | 17.09 | 23.37 | | |
| 22 | SRIGANGANAGAR-II | 740 | 15.53 | 17.09 | 23.37 | | |
| 23 | SRIMADHOPUR | 780 | 16.94 | 18.64 | 25.49 | | |
| 24 | UDAIPUR | 780 | 16.94 | 18.64 | 25.49 | 80 | |
| 25 | JODHPUR | 950 | 21.00 | 23.10 | 31.58 | | |
| 26 | BARMER | 950 | 21.00 | 23.10 | 31.58 | | |
| 27 | BEAWAR-II | 780 | 16.94 | 18.64 | 25.49 | | |
| 28 | SADULPUR | 780 | 16.94 | 18.64 | 25.49 | | |
| 29 | CHAKSU | 780 | 16.94 | 18.64 | 25.49 | | |
| 30 | HANUMANGARH -III | 780 | 16.94 | 18.64 | 25.49 | | |
| 31 | SRIGANGANAGAR -III | 780 | 16.94 | 18.64 | 25.49 | | |
| NOTE :- STORAGE TARIFF FOR OPEN AREA WILL BE 60% OF COVERED AREA RATE IN GENERAL WAREHOUSING SEGMENT & EXPORT WAREHOUSE ATTACHED TO CFS/ICD AND 75% OF COVERED AREA RATE FOR BONDED WH. | | | | | | | |



Digitally signed
by NAVEEN
KUMAR
Date:
2024.03.22
18:28:43 +05'30'

| S.No. | Warehouse | WH Category | DWT (Gross Area per sq. ft. per month Tariff) | SDWT (Gross Area per sq. ft. per month Tariff) | SDWT (Net Area per sq. ft. per month Tariff) | Fertilizer (per MT per month Tariff) | Bonded (Gross Area per sq. ft. per week Tariff) |
|---|-----------------|-------------|---|--|--|--------------------------------------|---|
| X | REGION-KOCHI | | | | | | |
| W | STATE- KERALA | | | | | | |
| 1 | EDATHALA | 860 | 19.43 | 21.38 | 29.23 | | |
| 2 | ERNAKULAM | 1400 | 29.01 | 31.92 | 43.64 | | |
| 3 | KAKKANAD | 1090 | 25.75 | 28.33 | 38.73 | | |
| 4 | KAKKANCHERRY | 950 | 21.00 | 23.10 | 31.58 | | |
| 5 | KANJIKODE | 950 | 21.00 | 23.10 | 31.58 | | |
| 6 | KANNUR | 1090 | 25.75 | 28.33 | 38.73 | | |
| 7 | KOCHI | 1060 | 23.50 | 25.85 | 35.34 | | 10.79 |
| 8 | KOZHIKODE | 1090 | 25.75 | 28.33 | 38.73 | 150 | |
| 9 | KUNNAMTHANAM | 1060 | 23.50 | 25.85 | 35.34 | | |
| 10 | MADAKKI | 780 | 16.94 | 18.64 | 25.49 | | |
| 11 | TRICHUR | 1060 | 23.50 | 25.85 | 35.34 | | |
| 12 | TRIVANDRUM | 1060 | 23.50 | 25.85 | 35.34 | | |
| 13 | THALASSERY | 1060 | 23.50 | 25.85 | 35.34 | | |
| 14 | GODOWN RO KOCHI | 1400 | 29.01 | 31.92 | 43.64 | | |
| NOTE :- STORAGE TARIFF FOR OPEN AREA WILL BE 60% OF COVERED AREA RATE IN GENERAL WAREHOUSING SEGMENT & EXPORT WAREHOUSE ATTACHED TO CFS/ICD AND 75% OF COVERED AREA RATE FOR BONDED WH. | | | | | | | |



Digitally signed
by NAVEEN
KUMAR
Date: 2024.03.22
18:28:56 +05'30'

| S.No. | Warehouse | WH Category | DWT (Gross Area per sq. ft. per month Tariff) | SDWT (Gross Area per sq. ft. per month Tariff) | SDWT (Net Area per sq. ft. per month Tariff) | Fertilizer (per MT per month Tariff) | Bonded (Gross Area per sq. ft. per week Tariff) |
|-----------|---------------------------|-------------|---|--|--|--------------------------------------|---|
| XI | REGION-KOLKATA | | | | | | |
| X | STATE- WEST BENGAL | | | | | | |
| 1 | BELDA | 950 | 21.00 | 23.10 | 31.58 | | |
| 2 | BERHAMPORE | 1060 | 23.50 | 25.85 | 35.34 | 126 | |
| 3 | BISHNUPUR | 1060 | 23.50 | 25.85 | 35.34 | | |
| 4 | BONHOOGHLY | 1090 | 25.75 | 28.33 | 38.73 | | |
| 5 | BURDWAN-I | 1060 | 23.50 | 25.85 | 35.34 | | |
| 6 | BURDWAN-II | 950 | 21.00 | 23.10 | 31.58 | | |
| 7 | HALDIA | 950 | 21.00 | 23.10 | 31.58 | | |
| 8 | CHANDRAKONA ROAD | 950 | 21.00 | 23.10 | 31.58 | 126 | |
| 9 | COOCH BEHAR | 1060 | 23.50 | 25.85 | 35.34 | 126 | |
| 10 | DURGACHAK | 950 | 21.00 | 23.10 | 31.58 | | |
| 11 | GARDEN REACH | 1400 | 29.01 | 31.92 | 43.64 | | 10.26 |
| 12 | KHARAGPUR | 1060 | 23.50 | 25.85 | 35.34 | | |
| 13 | MALDA | 1060 | 23.50 | 25.85 | 35.34 | | |
| 14 | MATIGARA | 1060 | 23.50 | 25.85 | 35.34 | | |
| 15 | MOGRA(GOARA) | 1060 | 23.50 | 25.85 | 35.34 | | |
| 16 | PANCHPARA | 950 | 21.00 | 23.10 | 31.58 | | 9.67 |
| 17 | PANIHATI | 1090 | 25.75 | 28.33 | 38.73 | 126 | |
| 18 | RANINAGAR | 950 | 21.00 | 23.10 | 31.58 | 126 | |
| 19 | SARGACHI | 1060 | 23.50 | 25.85 | 35.34 | 122 | |
| 20 | SARUL | 950 | 21.00 | 23.10 | 31.58 | | |
| 21 | STRAND BANK ROAD | 1090 | 25.75 | 28.33 | 38.73 | | |
| 22 | TARATOLLA ROAD | 1090 | 25.75 | 28.33 | 38.73 | 117 | 9.67 |
| 23 | ULUBERIA | 1090 | 25.75 | 28.33 | 38.73 | | |
| 24 | HIDE ROAD (HIRED) | 1400 | 29.01 | 31.92 | 43.64 | | |
| Y | STATE- ODISHA | | | | | | |
| 1 | ASKA | 780 | 16.94 | 18.64 | 25.49 | | |
| 2 | BALASORE | 950 | 21.00 | 23.10 | 31.58 | | |
| 3 | BALJITPARA | 740 | 15.53 | 17.09 | 23.37 | | |
| 4 | BARGARH | 780 | 16.94 | 18.64 | 25.49 | | |
| 5 | BERHAMPUR | 780 | 16.94 | 18.64 | 25.49 | | |
| 6 | BOLANGIR | 780 | 16.94 | 18.64 | 25.49 | | |
| 7 | CHOUDWAR | 780 | 16.94 | 18.64 | 25.49 | | |
| 8 | CUTTACK | 950 | 21.00 | 23.10 | 31.58 | | |
| 9 | JAIPUR ROAD | 780 | 16.94 | 18.64 | 25.49 | | |
| 10 | JATNI | 950 | 21.00 | 23.10 | 31.58 | | |
| 11 | JEYPORE | 780 | 16.94 | 18.64 | 25.49 | | |
| 12 | JUNAGARH | 780 | 16.94 | 18.64 | 25.49 | | |
| 13 | KALAMATI | 780 | 16.94 | 18.64 | 25.49 | | |
| 14 | KENDUPALLI-I | 780 | 16.94 | 18.64 | 25.49 | | |
| 15 | KENDUPALLI-II | 780 | 16.94 | 18.64 | 25.49 | | |
| 16 | KOKSARA | 740 | 15.53 | 17.09 | 23.37 | | |
| 17 | NABARANGPUR | 780 | 16.94 | 18.64 | 25.49 | | |
| 18 | RAYAGADA | 780 | 16.94 | 18.64 | 25.49 | | |
| 19 | SONEPUR | 740 | 15.53 | 17.09 | 23.37 | | |



Digitally signed by
NAVEEN KUMAR
Date: 2024.03.22
18:29:13 +05'30'

| S.No. | Warehouse | WH Category | DWT (Gross Area per sq. ft. per month Tariff) | SDWT (Gross Area per sq. ft. per month Tariff) | SDWT (Net Area per sq. ft. per month Tariff) | Fertilizer (per MT per month Tariff) | Bonded (Gross Area per sq. ft. per week Tariff) |
|---|-------------------|-------------|---|--|--|--------------------------------------|---|
| XI | REGION-KOLKATA | | | | | | |
| Y | STATE- ODISHA | | | | | | |
| 20 | MARSHAGHAI | 780 | 16.94 | 18.64 | 25.49 | | |
| 21 | BALASORE II | 950 | 21.00 | 23.10 | 31.58 | | |
| 22 | SAKHIGOPAL | 950 | 21.00 | 23.10 | 31.58 | | |
| 23 | ROURKELA | 950 | 21.00 | 23.10 | 31.58 | | |
| 24 | CHHATABAR (HIRED) | 1400 | 29.01 | 31.92 | 43.64 | | |
| NOTE :- STORAGE TARIFF FOR OPEN AREA WILL BE 60% OF COVERED AREA RATE IN GENERAL WAREHOUSING SEGMENT & EXPORT WAREHOUSE ATTACHED TO CFS/ICD AND 75% OF COVERED AREA RATE FOR BONDED WH. | | | | | | | |



Digitally signed
by NAVEEN
KUMAR
Date: 2024.03.22
18:29:27 +05'30'

| S.No. | Warehouse | WH Category | DWT (Gross Area per sq. ft. per month Tariff) | SDWT (Gross Area per sq. ft. per month Tariff) | SDWT (Net Area per sq. ft. per month Tariff) | Fertilizer (per MT per month Tariff) | Bonded (Gross Area per sq. ft. per week Tariff) |
|---|-----------------------------|-------------|---|--|--|--------------------------------------|---|
| XII | REGION-LUCKNOW | | | | | | |
| Z | STATE- UTTAR PRADESH | | | | | | |
| 1 | BAHRAICH | 950 | 21.00 | 23.10 | 31.58 | | |
| 2 | BALLIA | 860 | 19.43 | 21.38 | 29.23 | | |
| 3 | BANDA | 950 | 21.00 | 23.10 | 31.58 | | |
| 4 | BASTI | 950 | 21.00 | 23.10 | 31.58 | | |
| 5 | BIJNORE | 950 | 21.00 | 23.10 | 31.58 | | |
| 6 | BISALPUR | 860 | 19.43 | 21.38 | 29.23 | | |
| 7 | CHANDAUSI-I | 950 | 21.00 | 23.10 | 31.58 | | |
| 8 | CHANDAUSI-II | 950 | 21.00 | 23.10 | 31.58 | | |
| 9 | CHIRGAON | 950 | 21.00 | 23.10 | 31.58 | | |
| 10 | DUMARIAGANJ | 950 | 21.00 | 23.10 | 31.58 | | |
| 11 | ETAWAH | 950 | 21.00 | 23.10 | 31.58 | | |
| 12 | FAIZABAD | 950 | 21.00 | 23.10 | 31.58 | | |
| 13 | GOLA GOKARNATH | 860 | 19.43 | 21.38 | 29.23 | | |
| 14 | GORAKHPUR | 1090 | 25.75 | 28.33 | 38.73 | | |
| 15 | HARDOI(PEG) | 950 | 21.00 | 23.10 | 31.58 | | |
| 16 | BHADOHI | 950 | 21.00 | 23.10 | 31.58 | | |
| 17 | JAHANGIRABAD-I | 780 | 16.94 | 18.64 | 25.49 | | |
| 18 | JAHANGIRABAD-II | 780 | 16.94 | 18.64 | 25.49 | | |
| 19 | JHANSI | 1400 | 29.01 | 31.92 | 43.64 | | |
| 20 | KANPUR CB | 1060 | 23.50 | 25.85 | 35.34 | | |
| 21 | LUCKNOW-I | 1400 | 29.01 | 31.92 | 43.64 | | |
| 22 | LUCKNOW-II | 1400 | 29.01 | 31.92 | 43.64 | | |
| 23 | MAUNATH BHANJAN | 950 | 21.00 | 23.10 | 31.58 | | |
| 24 | MUZAFFAR NAGAR BD | 950 | 21.00 | 23.10 | 31.58 | | |
| 25 | MUZAFFAR NAGAR-I | 950 | 21.00 | 23.10 | 31.58 | | |
| 26 | NAINI(PEG) | 1090 | 25.75 | 28.33 | 38.73 | | |
| 27 | RAMPUR | 950 | 21.00 | 23.10 | 31.58 | | |
| 28 | ROBERTSGANJ | 950 | 21.00 | 23.10 | 31.58 | | |
| 29 | SAHARANPUR BD | 950 | 21.00 | 23.10 | 31.58 | | |
| 30 | SAHARANPUR-I | 950 | 21.00 | 23.10 | 31.58 | | |
| 31 | SHAHGANJ | 950 | 21.00 | 23.10 | 31.58 | | |
| 32 | SHAHJAHANPUR | 950 | 21.00 | 23.10 | 31.58 | | |
| 33 | SHAMLI | 860 | 19.43 | 21.38 | 29.23 | | |
| 34 | PARIKSHA-I (HIRED) | 1400 | 29.01 | 31.92 | 43.64 | | |
| 35 | KANPUR (RANIA HIRED) | 1400 | 29.01 | 31.92 | 43.64 | | |
| 36 | KOCHHABHANWAR | 1400 | 29.01 | 31.92 | 43.64 | | |
| 37 | KANPUR NAGAR (HIRED) | 1400 | 29.01 | 31.92 | 43.64 | | |
| 38 | LOHARPURWA (HIRED) | 1090 | 25.75 | 28.33 | 38.73 | | |
| 39 | NEPALAPUR (HIRED) | 1090 | 25.75 | 28.33 | 38.73 | | |
| NOTE :- STORAGE TARIFF FOR OPEN AREA WILL BE 60% OF COVERED AREA RATE IN GENERAL WAREHOUSING SEGMENT & EXPORT WAREHOUSE ATTACHED TO CFS/ICD AND 75% OF COVERED AREA RATE FOR BONDED WH. | | | | | | | |



Digitally signed
by NAVEEN
KUMAR
Date: 2024.03.22
18:29:45 +05'30'

| S.No. | Warehouse | WH Category | DWT (Gross Area per sq. ft. per month Tariff) | SDWT (Gross Area per sq. ft. per month Tariff) | SDWT (Net Area per sq. ft. per month Tariff) | Fertilizer (per MT per month Tariff) | Bonded (Gross Area per sq. ft. per week Tariff) |
|--|---------------------------|-------------|---|--|--|--------------------------------------|---|
| XIII | REGION-MUMBAI | | | | | | |
| AA | STATE- GOA | | | | | | |
| 1 | VERNA GOA | 1400 | 29.01 | 31.92 | 43.64 | | |
| AB | STATE- MAHARASHTRA | | | | | | |
| 1 | AKOLA-I | 950 | 21.00 | 23.10 | 31.58 | 70 | |
| 2 | AKOLA-II | 950 | 21.00 | 23.10 | 31.58 | 70 | |
| 3 | AMBERNATH | 1400 | 29.01 | 31.92 | 43.64 | | |
| 4 | AMRAVATI | 1090 | 25.75 | 28.33 | 38.73 | | |
| 5 | CHIKALTHANA | 950 | 21.00 | 23.10 | 31.58 | 69 | |
| 6 | GONDIA-I | 950 | 21.00 | 23.10 | 31.58 | 100 | |
| 7 | GONDIA-II | 950 | 21.00 | 23.10 | 31.58 | 100 | |
| 8 | KOLHAPUR-I | 950 | 21.00 | 23.10 | 31.58 | | |
| 9 | KOLHAPUR-II | 950 | 21.00 | 23.10 | 31.58 | | |
| 10 | MALIWADA | 860 | 19.43 | 21.38 | 29.23 | | |
| 11 | MIRAJ | 950 | 21.00 | 23.10 | 31.58 | | |
| 12 | MIRAJ BD | 950 | 21.00 | 23.10 | 31.58 | | |
| 13 | NAGPUR | 1090 | 25.75 | 28.33 | 38.73 | | |
| 14 | NANDED | 950 | 21.00 | 23.10 | 31.58 | | |
| 15 | NASIK ROAD | 1090 | 25.75 | 28.33 | 38.73 | 140 | |
| 16 | SANGLI | 950 | 21.00 | 23.10 | 31.58 | 110 | |
| 17 | VASHI | 1800 | 54.09 | 59.50 | 81.34 | | 14.13 |
| 18 | WASHIM | 860 | 19.43 | 21.38 | 29.23 | | |
| 19 | YAVATMAL | 950 | 21.00 | 23.10 | 31.58 | | |
| 20 | PUNTUMBA | 950 | 21.00 | 23.10 | 31.58 | | |
| 21 | AMBAD (NASIK) | 1090 | 25.75 | 28.33 | 38.73 | 120 | 8.36 |
| 22 | CFS PUNE | 1770 | 48.20 | 53.02 | 72.48 | | |
| 23 | WALUJ | 950 | 21.00 | 23.10 | 31.58 | 69 | |
| 24 | IRT KALAMBOLI | 1650 | 40.00 | 44.00 | 60.15 | 148 | 20.63 |
| 25 | AMRAVATI (HIRED) | 1090 | 25.75 | 28.33 | 38.73 | | |
| 26 | AKOLA-I (HIRED) | 950 | 21.00 | 23.10 | 31.58 | | |
| NOTE :- STORAGE TARIFF FOR OPEN AREA WILL BE 60% OF COVERED AREA RATE IN GENERAL WAREHOUSING SEGMENT & EXPORT WAREHOUSE ATTACHED TO CFS/ICD AND 75% OF COVERED AREA RATE FOR BONDED WH. | | | | | | | |

Digitally signed
by NAVEEN
KUMAR
Date:
2024.03.22
18:30:01 +05'30'

| S.No. | Warehouse | WH Category | DWT (Gross Area per sq. ft. per month Tariff) | SDWT (Gross Area per sq. ft. per month Tariff) | SDWT (Net Area per sq. ft. per month Tariff) | Fertilizer (per MT per month Tariff) | Bonded (Gross Area per sq. ft. per week Tariff) |
|---|-------------------------|-------------|---|--|--|--------------------------------------|---|
| XIV | REGION-PATNA | | | | | | |
| AC | STATE- BIHAR | | | | | | |
| 1 | DARBHANGA-I | 950 | 21.00 | 23.10 | 31.58 | | |
| 2 | FATUHA | 950 | 21.00 | 23.10 | 31.58 | | |
| 3 | KATIHAR | 950 | 21.00 | 23.10 | 31.58 | | |
| 4 | KISHANGANJ | 950 | 21.00 | 23.10 | 31.58 | | |
| 5 | MADHEPURA | 860 | 19.43 | 21.38 | 29.23 | | |
| 6 | MOHANIA | 950 | 21.00 | 23.10 | 31.58 | | |
| 7 | MOKAMA | 950 | 21.00 | 23.10 | 31.58 | | |
| 8 | MUNGER | 950 | 21.00 | 23.10 | 31.58 | | |
| 9 | MUSALLAPUR | 1090 | 25.75 | 28.33 | 38.73 | | |
| 10 | NOKHA | 780 | 16.94 | 18.64 | 25.49 | | |
| 11 | PATNA CITY | 1090 | 25.75 | 28.33 | 38.73 | | |
| 12 | SAMASTIPUR | 950 | 21.00 | 23.10 | 31.58 | | |
| 13 | SIWAN | 950 | 21.00 | 23.10 | 31.58 | | |
| 14 | SUPAUL | 860 | 19.43 | 21.38 | 29.23 | | |
| 15 | BETTIAH | 950 | 21.00 | 23.10 | 31.58 | | |
| 16 | KHAGARIA | 860 | 19.43 | 21.38 | 29.23 | | |
| 17 | BEGUSARAI | 950 | 21.00 | 23.10 | 31.58 | | |
| 18 | BHAGALPUR | 950 | 21.00 | 23.10 | 31.58 | | |
| 19 | ARRAH | 950 | 21.00 | 23.10 | 31.58 | | |
| 20 | DARBHANGA-II | 950 | 21.00 | 23.10 | 31.58 | | |
| AD | STATE- JHARKHAND | | | | | | |
| 1 | HAZARIBAGH | 950 | 21.00 | 23.10 | 31.58 | | |
| 2 | JAMSHEDPUR | 1090 | 25.75 | 28.33 | 38.73 | | |
| 3 | RANCHI | 1090 | 25.75 | 28.33 | 38.73 | | |
| 4 | CHAIBASA | 860 | 19.43 | 21.38 | 29.23 | | |
| 5 | SINDRI | 950 | 21.00 | 23.10 | 31.58 | | |
| NOTE :- STORAGE TARIFF FOR OPEN AREA WILL BE 60% OF COVERED AREA RATE IN GENERAL WAREHOUSING SEGMENT & EXPORT WAREHOUSE ATTACHED TO CFS/ICD AND 75% OF COVERED AREA RATE FOR BONDED WH. | | | | | | | |



Digitally signed
by NAVEEN
KUMAR
Date: 2024.03.22
18:30:17 +05'30'

COMMODITY WISE TARIFF FOR FY 2024-25

| SL. NO | NAME OF COMMODITY | TYPE OF PKG | PER BAG WT. IN KG | STACK HEIGHT | BAG EQUIVALENT (50 Kg Bag) | RATE PER BAG/UNIT PER MONTH IN PAISE | | | | | | | | | | | REMARKS |
|--------|---------------------|-------------|-------------------|--------------|----------------------------|--------------------------------------|------|------|------|------|------|------|------|------|------|------|-----------|
| | | | | | | CATEGORY OF WAREHOUSE | | | | | | | | | | | |
| | | | | | | A | B | C | D | E | F | G | H | I | J | K | |
| | | | | | | 740 | 780 | 860 | 950 | 1060 | 1090 | 1400 | 1530 | 1650 | 1770 | 1800 | |
| 1 | WHEAT | BAG | UPTO 50 | 25 | 1 | 614 | 635 | 699 | 763 | 848 | 861 | 1092 | 1189 | 1279 | 1442 | 1547 | Inc Ins. |
| | | | Above 50 to 75 | 22 | 1.58 | 968 | 1002 | 1102 | 1204 | 1338 | 1358 | 1722 | 1876 | 2018 | 2274 | 2440 | Inc Ins. |
| | | | Above 75 to 100 | 18 | 1.93 | 1185 | 1225 | 1348 | 1473 | 1637 | 1661 | 2107 | 2295 | 2469 | 2783 | 2986 | Inc Ins. |
| 2 | RICE (Non-Basmati) | BAG | UPTO 26 | 20 | 0.78 | 479 | 495 | 545 | 595 | 661 | 671 | 852 | 928 | 998 | 1125 | 1206 | Inc Ins. |
| | | | Above 26 to 50 | 25 | 1.25 | 767 | 794 | 873 | 954 | 1060 | 1076 | 1365 | 1487 | 1599 | 1802 | 1933 | Inc Ins. |
| | | | Above 50 to 75 | 17 | 1.55 | 970 | 1003 | 1104 | 1206 | 1340 | 1360 | 1725 | 1879 | 2021 | 2278 | 2444 | Inc Ins. |
| 3 | RICE (BASMATI) | BAG | UPTO 26 | 16 | 0.75 | 530 | 562 | 600 | 659 | 774 | 816 | 970 | 1124 | 1166 | 1309 | 1484 | Excl Ins. |
| | | | Above 26 to 50 | 13 | 1.2 | 837 | 890 | 957 | 1053 | 1224 | 1261 | 1541 | 1770 | 1844 | 2067 | 2345 | Excl Ins. |
| 4 | PADDY (Non-Basmati) | BAG | UPTO 35 | 16 | 0.82 | 673 | 721 | 737 | 822 | 986 | 1018 | 1230 | 1431 | 1500 | 1646 | 1870 | Inc Ins. |
| | | | Above 35 to 50 | 22 | 0.88 | 875 | 928 | 970 | 1081 | 1272 | 1309 | 1606 | 1850 | 1929 | 2163 | 2446 | Inc Ins. |
| | | | Above 50 to 75 | 15 | 1.79 | 1242 | 1291 | 1432 | 1575 | 1765 | 1794 | 2306 | 2524 | 2723 | 3077 | 3304 | Inc Ins. |
| | | | Above 75 to 85 | 14 | 2.07 | 1437 | 1492 | 1656 | 1822 | 2041 | 2074 | 2666 | 2919 | 3148 | 3559 | 3820 | Inc Ins. |
| 5 | PADDY (BASMATI) | BAG | UPTO 35 | 16 | 0.82 | 673 | 721 | 737 | 822 | 986 | 1018 | 1230 | 1431 | 1500 | 1646 | 1870 | Excl Ins. |
| | | | Above 35 to 50 | 22 | 0.88 | 875 | 928 | 970 | 1081 | 1272 | 1309 | 1606 | 1850 | 1929 | 2163 | 2446 | Excl Ins. |
| | | | Above 50 to 75 | 15 | 1.79 | 1242 | 1291 | 1432 | 1575 | 1765 | 1794 | 2306 | 2524 | 2723 | 3077 | 3304 | Excl Ins. |
| | | | Above 75 to 85 | 14 | 2.07 | 1437 | 1492 | 1656 | 1822 | 2041 | 2074 | 2666 | 2919 | 3148 | 3559 | 3820 | Excl Ins. |
| 6 | MAIZE | BAG | UPTO 50 | 20 | 1 | 694 | 721 | 800 | 880 | 986 | 1002 | 1288 | 1410 | 1521 | 1719 | 1846 | Inc Ins. |
| | | | Above 50 to 75 | 18 | 1.48 | 1027 | 1067 | 1184 | 1302 | 1459 | 1483 | 1906 | 2087 | 2251 | 2545 | 2732 | Inc Ins. |
| | | | Above 75 to 100 | 15 | 1.79 | 1242 | 1291 | 1432 | 1575 | 1765 | 1794 | 2306 | 2524 | 2723 | 3077 | 3304 | Inc Ins. |
| 7 | BAJRA | BAG | UPTO 50 | 20 | 1 | 694 | 721 | 800 | 880 | 986 | 1002 | 1288 | 1410 | 1521 | 1719 | 1846 | Inc Ins. |
| | | | Above 50 to 75 | 18 | 1.48 | 1027 | 1067 | 1184 | 1302 | 1459 | 1483 | 1906 | 2087 | 2251 | 2545 | 2732 | Inc Ins. |
| | | | Above 75 to 100 | 15 | 1.79 | 1242 | 1291 | 1432 | 1575 | 1765 | 1794 | 2306 | 2524 | 2723 | 3077 | 3304 | Inc Ins. |
| 8 | JOWAR | BAG | UPTO 26 | 20 | 0.71 | 496 | 515 | 571 | 629 | 704 | 716 | 920 | 1007 | 1087 | 1229 | 1319 | Inc Ins. |
| | | | Above 26 to 50 | 20 | 1 | 694 | 721 | 800 | 880 | 986 | 1002 | 1288 | 1410 | 1521 | 1719 | 1846 | Inc Ins. |
| | | | Above 50 to 75 | 18 | 1.48 | 1027 | 1067 | 1184 | 1302 | 1459 | 1483 | 1906 | 2087 | 2251 | 2545 | 2732 | Inc Ins. |
| | | | Above 75 to 100 | 15 | 1.79 | 1242 | 1291 | 1432 | 1575 | 1765 | 1794 | 2306 | 2524 | 2723 | 3077 | 3304 | Inc Ins. |
| 9 | RAGI | BAG | UPTO 50 | 22 | 1.21 | 820 | 872 | 968 | 1065 | 1193 | 1219 | 1558 | 1706 | 1840 | 2026 | 2233 | Inc Ins. |
| 10 | BARLEY | BAG | UPTO 50 | 18 | 1.05 | 729 | 757 | 840 | 924 | 1035 | 1052 | 1352 | 1481 | 1597 | 1805 | 1938 | Excl Ins. |
| 11 | KHAPALI(WHEAT HUSK) | BAG | 60 to 80 | 15 | 1.79 | 1242 | 1291 | 1432 | 1575 | 1765 | 1794 | 2306 | 2524 | 2723 | 3077 | 3304 | Inc Ins. |
| 12 | FLOUR | BAG | 50 to 100 | 12 | 2.23 | 1356 | 1501 | 1654 | 1786 | 1885 | 2209 | 2592 | 2698 | 3056 | 3294 | 3689 | Excl Ins. |
| 13 | SAGO | P. BAG | UPTO 50 | 18 | 1 | 694 | 731 | 800 | 880 | 986 | 1002 | 1288 | 1410 | 1521 | 1719 | 1846 | Excl Ins. |



Digitally signed by
NAVEEN KUMAR
Date: 2024.03.22
18:30:48 +05'30'

COMMODITY WISE TARIFF FOR FY 2024-25

| SL. NO | NAME OF COMMODITY | TYPE OF PKG | PER BAG WT. IN KG | STACK HEIGHT | BAG EQUIVALENT (50 Kg Bag) | RATE PER BAG/UNIT PER MONTH IN PAISE | | | | | | | | | | | REMARKS |
|--------|---------------------------|-------------|-------------------|--------------|----------------------------|--------------------------------------|------|------|------|------|------|------|------|------|------|------|-----------|
| | | | | | | A | B | C | D | E | F | G | H | I | J | K | |
| | | | | | | 740 | 780 | 860 | 950 | 1060 | 1090 | 1400 | 1530 | 1650 | 1770 | 1800 | |
| 14 | SOYABEAN | JUTE BAG | UPTO 50 | 16 | 1.18 | 807 | 851 | 944 | 1038 | 1163 | 1182 | 1520 | 1640 | 1795 | 1963 | 2178 | Excl Ins. |
| | | | Above 55 to 65 | 16 | 1.54 | 1025 | 1110 | 1232 | 1355 | 1455 | 1543 | 1964 | 2050 | 2321 | 2503 | 2800 | Excl Ins. |
| | | | Above 65 to 100 | 15 | 1.79 | 1242 | 1291 | 1432 | 1575 | 1765 | 1794 | 2306 | 2524 | 2723 | 3077 | 3304 | Excl Ins. |
| | | | Above 100 to 115 | 15 | 2.02 | 1356 | 1456 | 1616 | 1778 | 1885 | 2024 | 2602 | 2698 | 3056 | 3294 | 3689 | Excl Ins. |
| 15 | URAD (BROKEN/WHOLE) | BAG | Above 26 to 50 | 20 | 1.07 | 743 | 771 | 856 | 942 | 1055 | 1072 | 1378 | 1509 | 1627 | 1840 | 1975 | Excl Ins. |
| | | | Above 50 to 60 | 16 | 1.43 | 833 | 865 | 960 | 1056 | 1183 | 1202 | 1546 | 1692 | 1825 | 2063 | 2215 | Excl Ins. |
| | | | Above 60 to 100 | 15 | 1.79 | 1242 | 1291 | 1432 | 1575 | 1765 | 1794 | 2306 | 2524 | 2723 | 3077 | 3304 | Excl Ins. |
| 16 | MOONG (BROKEN/WHOLE) | BAG | UPTO 26 | 24 | 0.5 | 456 | 498 | 541 | 562 | 668 | 726 | 816 | 906 | 975 | 1101 | 1229 | Excl Ins. |
| | | | Above 26 to 50 | 20 | 1.07 | 743 | 771 | 856 | 942 | 1055 | 1072 | 1378 | 1509 | 1627 | 1840 | 1975 | Excl Ins. |
| | | | Above 50 to 60 | 20 | 1.2 | 833 | 865 | 960 | 1056 | 1183 | 1202 | 1546 | 1692 | 1825 | 2063 | 2215 | Excl Ins. |
| | | | Above 60 to 100 | 20 | 1.79 | 1242 | 1291 | 1432 | 1575 | 1765 | 1794 | 2306 | 2524 | 2723 | 3077 | 3304 | Excl Ins. |
| 17 | MASOOR (BROKEN/WHOLE) | BAG | UPTO 25 | 24 | 0.5 | 456 | 498 | 541 | 562 | 668 | 726 | 816 | 906 | 975 | 1101 | 1229 | Excl Ins. |
| | | | Above 25to 50 | 20 | 1.07 | 743 | 771 | 856 | 942 | 1055 | 1072 | 1378 | 1509 | 1627 | 1840 | 1975 | Excl Ins. |
| | | | Above 51 to 60 | 20 | 1.2 | 833 | 865 | 960 | 1056 | 1183 | 1202 | 1546 | 1692 | 1825 | 2063 | 2215 | Excl Ins. |
| 18 | TUR (BROKEN/WHOLE) | BAG | UPTO 25 | 24 | 0.5 | 456 | 498 | 541 | 562 | 668 | 726 | 816 | 906 | 975 | 1101 | 1229 | Excl Ins. |
| | | | Above 25to 50 | 20 | 1.07 | 743 | 771 | 856 | 942 | 1055 | 1072 | 1378 | 1509 | 1627 | 1840 | 1975 | Excl Ins. |
| | | | Above 50 to 60 | 20 | 1.2 | 833 | 865 | 960 | 1056 | 1183 | 1202 | 1546 | 1692 | 1825 | 2063 | 2215 | Excl Ins. |
| | | | Above 60 to 100 | 15 | 1.79 | 1242 | 1291 | 1432 | 1575 | 1765 | 1794 | 2306 | 2524 | 2723 | 3077 | 3304 | Excl Ins. |
| | | | Above 100 to 125 | 14 | 3.23 | 2050 | 2161 | 2383 | 2632 | 2937 | 3020 | 3878 | 4238 | 4570 | 5196 | 5583 | Excl Ins. |
| 19 | GREEN GRAM (BROKEN/WHOLE) | BAG | UPTO 25 | 24 | 0.5 | 456 | 498 | 541 | 562 | 668 | 726 | 816 | 906 | 975 | 1101 | 1229 | Excl Ins. |
| | | | Above 25 to 50 | 20 | 1.07 | 743 | 771 | 856 | 942 | 1055 | 1072 | 1378 | 1509 | 1627 | 1840 | 1975 | Excl Ins. |
| | | | Above 50 to 60 | 20 | 1.2 | 833 | 865 | 960 | 1056 | 1183 | 1202 | 1546 | 1692 | 1825 | 2063 | 2215 | Excl Ins. |
| | | | Above 60 to 70 | 20 | 1.25 | 868 | 901 | 1000 | 1100 | 1233 | 1253 | 1610 | 1763 | 1901 | 2150 | 2307 | Excl Ins. |
| | | | Above 70 to 100 | 15 | 1.79 | 1242 | 1291 | 1432 | 1575 | 1765 | 1794 | 2306 | 2524 | 2723 | 3077 | 3304 | Excl Ins. |
| 20 | RED GRAM (BROKEN/WHOLE) | BAG | Above 100 to 120 | 14 | 2.73 | 1895 | 1968 | 2184 | 2402 | 2692 | 2735 | 3516 | 3849 | 4152 | 4694 | 5039 | Excl Ins. |
| | | | Above 25 to 50 | 20 | 1.07 | 743 | 771 | 856 | 942 | 1055 | 1072 | 1378 | 1509 | 1627 | 1840 | 1975 | Excl Ins. |
| | | | Above 50 to 60 | 20 | 1.2 | 833 | 865 | 960 | 1056 | 1183 | 1202 | 1546 | 1692 | 1825 | 2063 | 2215 | Excl Ins. |
| | | | Above 60 to 100 | 15 | 1.79 | 1242 | 1291 | 1432 | 1575 | 1765 | 1794 | 2306 | 2524 | 2723 | 3077 | 3304 | Excl Ins. |
| | | | Above 100 to 125 | 10 | 3.23 | 2242 | 2329 | 2584 | 2842 | 3185 | 3236 | 4160 | 4554 | 4913 | 5553 | 5962 | Excl Ins. |



Digitally signed by
NAVEEN KUMAR
 Date: 2024.03.22
 18:31:04 +05'30'


COMMODITY WISE TARIFF FOR FY 2024-25

| SL. NO | NAME OF COMMODITY | TYPE OF PKG | PER BAG WT. IN KG | STACK HEIGHT | BAG EQUIVALENT (50 Kg Bag) | RATE PER BAG/UNIT PER MONTH IN PAISE | | | | | | | | | | | REMARKS |
|--------|---|--------------|-------------------|--------------|----------------------------|--------------------------------------|------|------|------|------|------|------|------|------|------|------|-----------|
| | | | | | | A | B | C | D | E | F | G | H | I | J | K | |
| | | | | | | 740 | 780 | 860 | 950 | 1060 | 1090 | 1400 | 1530 | 1650 | 1770 | 1800 | |
| 21 | BLACK GRAM (WHOLE) | BAG | Above 25 to 50 | 20 | 1.07 | 743 | 771 | 856 | 942 | 1055 | 1072 | 1378 | 1509 | 1627 | 1840 | 1975 | Excl Ins. |
| | | | Above 50 to 60 | 16 | 1.43 | 992 | 1031 | 1144 | 1258 | 1410 | 1433 | 1842 | 2016 | 2175 | 2458 | 2640 | Excl Ins. |
| | | | Above 60 to 100 | 15 | 1.79 | 1242 | 1291 | 1432 | 1575 | 1765 | 1794 | 2306 | 2524 | 2723 | 3077 | 3304 | Excl Ins. |
| 22 | ALL PULSES (Broken/Whole) (other than given at sl 15 to 21 above) | BAG | Above 25 to 50 | 20 | 1.07 | 743 | 771 | 856 | 942 | 1055 | 1072 | 1378 | 1509 | 1627 | 1840 | 1975 | Excl Ins. |
| | | | Above 50 to 60 | 20 | 1.2 | 833 | 865 | 960 | 1056 | 1183 | 1202 | 1546 | 1692 | 1825 | 2063 | 2215 | Excl Ins. |
| | | | Above 60 to 100 | 15 | 1.79 | 1242 | 1291 | 1432 | 1575 | 1765 | 1794 | 2306 | 2524 | 2723 | 3077 | 3304 | Excl Ins. |
| 23 | YELLOW PEAS | BAG | UPTO 50 | 22 | 1.13 | 784 | 815 | 904 | 994 | 1114 | 1132 | 1455 | 1593 | 1719 | 1943 | 2085 | Excl Ins. |
| | | BAG | Above 50 to 95 | 15 | 1.79 | 1242 | 1291 | 1432 | 1575 | 1765 | 1794 | 2306 | 2524 | 2723 | 3077 | 3304 | Excl Ins. |
| 24 | PEAS | PLASTIC PACK | UPTO 52 | 20 | 0.91 | 684 | 710 | 790 | 869 | 975 | 986 | 1272 | 1378 | 1484 | 1663 | 1817 | Excl Ins. |
| 25 | BENGAL GRAM | BAG | UPTO 50 | 20 | 1.07 | 743 | 771 | 856 | 942 | 1055 | 1072 | 1378 | 1509 | 1627 | 1840 | 1975 | Excl Ins. |
| | | | Above 50to 60 | 20 | 1.27 | 881 | 916 | 1016 | 1118 | 1252 | 1273 | 1636 | 1791 | 1918 | 2184 | 2326 | Excl Ins. |
| | | | Above 60 to 80 | 18 | 1.52 | 1055 | 1096 | 1216 | 1338 | 1499 | 1523 | 1958 | 2143 | 2312 | 2613 | 2806 | Excl Ins. |
| | | | Above 80 to 100 | 16 | 1.91 | 1326 | 1377 | 1528 | 1681 | 1883 | 1914 | 2460 | 2693 | 2905 | 3284 | 3526 | Excl Ins. |
| | | | Above 100 to 115 | 15 | 2.41 | 1673 | 1738 | 1928 | 2121 | 2376 | 2415 | 3104 | 3398 | 3666 | 4144 | 4449 | Excl Ins. |
| 26 | BLACK GRAM (Broken) | BAG | UPTO 40 | 16 | 0.89 | 657 | 689 | 726 | 785 | 881 | 912 | 1150 | 1259 | 1359 | 1535 | 1649 | Excl Ins. |
| 27 | ANISEED | BAG | 50 to 75 | 15 | 1.79 | 1164 | 1217 | 1356 | 1481 | 1640 | 1686 | 2176 | 2361 | 2553 | 2895 | 3110 | Excl Ins. |
| 28 | ARECANUT | BAG | 50 to 75 | 15 | 1.79 | 1164 | 1217 | 1356 | 1481 | 1640 | 1686 | 2176 | 2361 | 2553 | 2895 | 3110 | Excl Ins. |
| 29 | CUMMIN | BAG | 50 to 75 | 15 | 1.79 | 1164 | 1217 | 1356 | 1481 | 1640 | 1686 | 2176 | 2361 | 2553 | 2895 | 3110 | Excl Ins. |
| 30 | GINGER | BAG | 50 to 75 | 15 | 1.79 | 1164 | 1217 | 1356 | 1481 | 1640 | 1686 | 2176 | 2361 | 2553 | 2895 | 3110 | Excl Ins. |
| 31 | AJWAIN | BAG | UPTO 50 | 14 | 2.3 | 1596 | 1658 | 1840 | 2024 | 2268 | 2305 | 2962 | 3243 | 3498 | 3955 | 4245 | Excl Ins. |
| 32 | CORIANDER (DHANIA) | BAG | UPTO 40 | 15 | 1.66 | 1084 | 1130 | 1263 | 1375 | 1527 | 1574 | 2024 | 2195 | 2368 | 2691 | 2895 | Excl Ins. |
| | | | Above 40 to 75 | 15 | 1.79 | 1164 | 1217 | 1356 | 1481 | 1640 | 1686 | 2176 | 2361 | 2553 | 2895 | 3110 | Excl Ins. |
| 33 | FENUGREEK (METHI) | BAG | UPTO 50 | 15 | 1.45 | 945 | 972 | 1084 | 1183 | 1323 | 1356 | 1746 | 1918 | 2050 | 2319 | 2496 | Excl Ins. |
| 34 | BLACK PEPPER | BAG | 50 to 75 | 15 | 1.79 | 1242 | 1291 | 1432 | 1575 | 1765 | 1794 | 2306 | 2524 | 2723 | 3077 | 3304 | Excl Ins. |
| 35 | CHILLIES | BAG | UPTO 10 | 5 | 0.8 | 559 | 577 | 643 | 704 | 789 | 802 | 1030 | 1128 | 1217 | 1376 | 1476 | Excl Ins. |
| | | | Above 10 to 40 | 10 | 3.57 | 2347 | 2574 | 2791 | 2870 | 3260 | 3532 | 4140 | 4484 | 4893 | 5495 | 6154 | Excl Ins. |
| 36 | TURMERIC | BULK | UPTO 75 | 15 | 1.79 | 1151 | 1204 | 1329 | 1462 | 1627 | 1666 | 2149 | 2341 | 2527 | 2867 | 3081 | Excl Ins. |
| | | BAG | UPTO 75 | 15 | 1.79 | 1151 | 1204 | 1329 | 1462 | 1627 | 1666 | 2149 | 2341 | 2527 | 2867 | 3081 | Excl Ins. |
| | | BAG | Above 75 to 90 | 15 | 1.79 | 1242 | 1291 | 1432 | 1575 | 1746 | 1794 | 2306 | 2524 | 2723 | 3077 | 3304 | Excl Ins. |
| | | | Above 90 to 100 | 13 | 2.27 | 1527 | 1574 | 1746 | 1931 | 2142 | 2188 | 2837 | 3088 | 3333 | 3785 | 4067 | Excl Ins. |
| | | | Above 100 to 115 | 12 | 2.66 | 1707 | 1772 | 1964 | 2162 | 2400 | 2467 | 3188 | 3479 | 3743 | 4255 | 4570 | Excl Ins. |
| 37 | TURMERIC POWDER | BAG | UPTO 50 | 20 | 1.55 | 1076 | 1122 | 1244 | 1369 | 1534 | 1559 | 2004 | 2193 | 2366 | 2674 | 2872 | Excl Ins. |

Digitally signed by
NAVEEN KUMAR
 Date: 2024.03.22
 18:31:21 +05'30'

COMMODITY WISE TARIFF FOR FY 2024-25

| SL. NO | NAME OF COMMODITY | TYPE OF PKG | PER BAG WT. IN KG | STACK HEIGHT | BAG EQUIVALENT (50 Kg Bag) | RATE PER BAG/UNIT PER MONTH IN PAISE | | | | | | | | | | | REMARKS |
|--------|-------------------------|---------------|-------------------|--------------|----------------------------|--------------------------------------|------|------|------|------|------|------|------|------|------|------|-----------|
| | | | | | | A | B | C | D | E | F | G | H | I | J | K | |
| | | | | | | 740 | 780 | 860 | 950 | 1060 | 1090 | 1400 | 1530 | 1650 | 1770 | 1800 | |
| 38 | SALT | BAG | UPTO 50 | 16 | 1 | 694 | 721 | 800 | 880 | 986 | 1002 | 1288 | 1410 | 1521 | 1719 | 1846 | Excl Ins. |
| 39 | RAW CHASHEW | BAG | UPTO 80 | 15 | 1.79 | 1242 | 1291 | 1432 | 1575 | 1765 | 1794 | 2306 | 2524 | 2723 | 3077 | 3304 | Excl Ins. |
| 40 | MILK POWDER | BAG | UPTO 25 | 22 | 0.89 | 543 | 569 | 628 | 688 | 781 | 820 | 998 | 1091 | 1178 | 1332 | 1452 | Excl Ins. |
| 41 | AMBADI | BAG | 50 to 100 | 15 | 1.79 | 1242 | 1291 | 1432 | 1575 | 1765 | 1794 | 2306 | 2524 | 2723 | 3077 | 3304 | Excl Ins. |
| 42 | CASTOR | BAG | 50 to 100 | 15 | 1.79 | 1242 | 1291 | 1432 | 1575 | 1765 | 1794 | 2306 | 2524 | 2723 | 3077 | 3304 | Excl Ins. |
| 43 | LINSEED | BAG | 50 to 100 | 15 | 1.79 | 1242 | 1291 | 1432 | 1575 | 1765 | 1794 | 2306 | 2524 | 2723 | 3077 | 3304 | Excl Ins. |
| 44 | TARAMIRA / MUSTARD SEED | BAG | UPTO 50 | 24 | 0.79 | 647 | 705 | 769 | 791 | 881 | 954 | 1135 | 1217 | 1321 | 1484 | 1662 | Excl Ins. |
| | | | Above 50 to 100 | 15 | 1.79 | 1242 | 1291 | 1432 | 1575 | 1765 | 1794 | 2306 | 2524 | 2723 | 3077 | 3304 | Excl Ins. |
| 45 | SAFLOWER | BAG | UPTO 40 | 16 | 1.34 | 930 | 966 | 1072 | 1179 | 1321 | 1343 | 1726 | 1889 | 2038 | 2303 | 2473 | Excl Ins. |
| | | | Above 40 to 100 | 15 | 1.79 | 1242 | 1291 | 1432 | 1575 | 1765 | 1794 | 2306 | 2524 | 2723 | 3077 | 3304 | Excl Ins. |
| 46 | SESAME | BAG | UPTO 70 | 15 | 1.64 | 1138 | 1182 | 1312 | 1443 | 1617 | 1643 | 2112 | 2312 | 2494 | 2820 | 3027 | Excl Ins. |
| | | | Above 70 to 100 | 15 | 1.79 | 1242 | 1291 | 1432 | 1575 | 1765 | 1794 | 2306 | 2524 | 2723 | 3077 | 3304 | Excl Ins. |
| 47 | SUNFLOWER | BAG | 50 to 100 | 15 | 1.79 | 1242 | 1291 | 1432 | 1575 | 1765 | 1794 | 2306 | 2524 | 2723 | 3077 | 3304 | Excl Ins. |
| | | | UPTO 30 | 14 | 1.59 | 1101 | 1144 | 1269 | 1396 | 1564 | 1590 | 2044 | 2237 | 2413 | 2728 | 2929 | Excl Ins. |
| 48 | SUNN HEMP | BAG | 50 to 100 | 15 | 1.79 | 1242 | 1291 | 1432 | 1575 | 1765 | 1794 | 2306 | 2524 | 2723 | 3077 | 3304 | Excl Ins. |
| 49 | SOYABEANS OIL SEED | BAG | 50 to 60 | 20 | 1 | 694 | 721 | 800 | 880 | 986 | 1002 | 1288 | 1410 | 1521 | 1719 | 1846 | Excl Ins. |
| | | | Above 70 to 100 | 15 | 1.79 | 1242 | 1291 | 1432 | 1575 | 1765 | 1794 | 2306 | 2524 | 2723 | 3077 | 3304 | Excl Ins. |
| 50 | GROUNDNUT KERNELS | BAG | UPTO 50 | 15 | 1.66 | 1149 | 1193 | 1324 | 1456 | 1632 | 1658 | 2132 | 2334 | 2517 | 2846 | 3055 | Excl Ins. |
| | | | Above 50 to 100 | 15 | 1.79 | 1242 | 1291 | 1432 | 1575 | 1765 | 1794 | 2306 | 2524 | 2723 | 3077 | 3304 | Excl Ins. |
| 51 | COTTON SEEDS | BAG | Above 25 to 40 | 18 | 1.13 | 702 | 734 | 813 | 899 | 998 | 1045 | 1310 | 1428 | 1541 | 1738 | 1882 | Excl Ins. |
| | | | Above 40 to 50 | 18 | 1.48 | 959 | 992 | 1104 | 1217 | 1349 | 1389 | 1786 | 1931 | 2077 | 2375 | 2556 | Excl Ins. |
| | | | Above 50 to 60 | 18 | 1.79 | 1242 | 1291 | 1432 | 1575 | 1765 | 1794 | 2306 | 2524 | 2723 | 3077 | 3304 | Excl Ins. |
| 52 | GROUNDNUT(PODS) BAG | BAG | Above 30 to 40 | 16 | 1.93 | 1210 | 1250 | 1342 | 1455 | 1613 | 1654 | 2090 | 2262 | 2440 | 2762 | 2962 | Excl Ins. |
| | | | Above 40 to 49 | 13 | 2.27 | 1534 | 1587 | 1765 | 1938 | 2156 | 2241 | 2857 | 3108 | 3352 | 3805 | 4088 | Excl Ins. |
| | | | Above 49 to 60 | 13 | 3.62 | 1980 | 2057 | 2283 | 2508 | 2811 | 2855 | 3674 | 4021 | 4340 | 4903 | 5261 | Excl Ins. |
| 53 | GROUNDNUT POD SEED | BAG | UPTO 20 | 13 | 1.84 | 1278 | 1328 | 1473 | 1621 | 1816 | 1845 | 2372 | 2597 | 2801 | 3166 | 3399 | Excl Ins. |
| | | | Above 20 to 30 | 12 | 2.33 | 1619 | 1682 | 1867 | 2053 | 2301 | 2338 | 3005 | 3290 | 3549 | 4012 | 4306 | Excl Ins. |
| 54 | SOYABEAN OIL | CARTON | 12 LTR | 5 | 0.75 | 546 | 572 | 625 | 689 | 774 | 816 | 1007 | 1102 | 1177 | 1337 | 1448 | Excl Ins. |
| 55 | SUGAR/KHANDSARI | BAG | UPTO 50 | 24 | 0.89 | 618 | 642 | 712 | 783 | 878 | 892 | 1146 | 1255 | 1354 | 1531 | 1643 | Excl Ins. |
| | | | Above 50 to 100 | 15 | 1.79 | 1242 | 1291 | 1432 | 1575 | 1765 | 1794 | 2306 | 2524 | 2723 | 3077 | 3304 | Excl Ins. |
| 56 | JAGGERY | LUMPS | UPTO 15 | 5 | 0.39 | 252 | 278 | 305 | 331 | 384 | 391 | 463 | 522 | 575 | 637 | 703 | Excl Ins. |
| | | BUCKET SHAPED | UPTO 34 | 3 | 1.11 | 770 | 800 | 888 | 977 | 1094 | 1112 | 1430 | 1565 | 1688 | 1908 | 2048 | Excl Ins. |


 Digitally signed by
 NAVEEN KUMAR
 Date: 2024.03.22
 18:31:40 +05'30'

COMMODITY WISE TARIFF FOR FY 2024-25


| SL. NO | NAME OF COMMODITY | TYPE OF PKG | PER BAG WT. IN KG | STACK HEIGHT | BAG EQUIVALENT (50 Kg Bag) | RATE PER BAG/UNIT PER MONTH IN PAISE | | | | | | | | | | | REMARKS |
|--------|---|---------------------|-------------------|--------------|----------------------------|--------------------------------------|------|------|------|-------|-------|-------|-------|-------|-------|-------|-----------|
| | | | | | | A | B | C | D | E | F | G | H | I | J | K | |
| | | | | | | 740 | 780 | 860 | 950 | 1060 | 1090 | 1400 | 1530 | 1650 | 1770 | 1800 | |
| 56 | JAGGERY | LUMPS | | 2 | 1.66 | 1152 | 1197 | 1328 | 1461 | 1637 | 1663 | 2138 | 2341 | 2525 | 2855 | 3064 | Excl Ins. |
| | | BAG | UPTO 50 | 5 | 2.66 | 1534 | 1594 | 1765 | 1950 | 2156 | 2248 | 2857 | 3108 | 3359 | 3813 | 4104 | Excl Ins. |
| | | POWDER | UPTO 40 | 20 | 0.64 | 797 | 827 | 919 | 1010 | 1132 | 1150 | 1479 | 1619 | 1747 | 1973 | 2119 | Excl Ins. |
| | | POWDER | 50-80 | 12 | 1.86 | 1065 | 1098 | 1217 | 1342 | 1495 | 1548 | 1957 | 2183 | 2315 | 2615 | 2815 | Excl Ins. |
| 57 | COTTON BALES (MECHANISED HANDLING COTTON) | BALES | UPTO 200 | 6 | 5.95 | 4129 | 4290 | 4760 | 5236 | 5867 | 6683 | 7664 | 8390 | 9050 | 10027 | 10983 | Excl Ins. |
| | | | Above 200 | 6 | 8.93 | 6049 | 6439 | 7144 | 7858 | 8805 | 9614 | 11305 | 12236 | 13363 | 15353 | 16483 | Excl Ins. |
| 58 | COTTON BALES (NON MECHANISED HANDLING COTTON) | BALES | UPTO 200 | 4 | 7 | 5017 | 5213 | 5784 | 6362 | 7129 | 8121 | 9313 | 10195 | 10997 | 12184 | 13345 | Excl Ins. |
| | | | Above 200 | 4 | 11 | 7350 | 7824 | 8681 | 9548 | 10699 | 11682 | 13737 | 14868 | 16238 | 18656 | 20029 | Excl Ins. |
| 59 | FIBRES/ COTTON YARN | BALE | UPTO 50 | 12 | 2.66 | 1680 | 1739 | 1938 | 2136 | 2368 | 2427 | 3135 | 3412 | 3677 | 4185 | 4496 | Excl Ins. |
| | | | Above 90 to 180 | 6 | 5.95 | 3902 | 4290 | 4760 | 5131 | 5442 | 5992 | 7473 | 7796 | 8861 | 9560 | 10709 | Excl Ins. |
| | | | Above 180 | 4 | 8.93 | 5641 | 5859 | 6526 | 7188 | 7961 | 8193 | 10594 | 11493 | 12432 | 14151 | 15213 | Excl Ins. |
| 60 | JUTE GUNNIES | BUNDLE | 10 GUNNIES | 10 | 0.39 | 0.39 | 252 | 278 | 305 | 331 | 384 | 391 | 463 | 522 | 637 | 703 | Excl Ins. |
| | | BALES FULLY PRESSED | UPTO 350 | 4 | 8.13 | 8.13 | 5119 | 5330 | 5932 | 6533 | 7235 | 7452 | 9635 | 10435 | 12869 | 13826 | Excl Ins. |
| | | | Above 350 | 4 | 11.91 | 11.91 | 7512 | 7803 | 8683 | 9568 | 10620 | 10924 | 14117 | 15315 | 18862 | 20271 | Excl Ins. |
| 61 | JUTE | BALE | UPTO 26 | | 1.1 | 773 | 803 | 891 | 980 | 1068 | 1098 | 1116 | 1434 | 1570 | 1914 | 2055 | Excl Ins. |
| | | | Above 26 to 50 | | 2.66 | 1846 | 1918 | 2128 | 2341 | 2623 | 2665 | 3173 | 3426 | 3751 | 4574 | 4910 | Excl Ins. |
| | | | PER BALE | 8 | 6.16 | 6.16 | 4275 | 4441 | 4928 | 5421 | 6038 | 6172 | 7934 | 8686 | 10592 | 11370 | Excl Ins. |
| 62 | COPRA | BAG | UPTO 50 | 12 | 2.23 | 1548 | 1608 | 1784 | 1962 | 2199 | 2234 | 2872 | 3144 | 3392 | 3834 | 4116 | Excl Ins. |
| 63 | MILLING COPRA | BAG | UPTO 50 | 12 | 3.64 | 2328 | 2427 | 2705 | 2976 | 3294 | 3379 | 4378 | 4748 | 5131 | 5846 | 6280 | Excl Ins. |
| 64 | JOWAR SEED | BAG | 50 to 100 | 10 | 2.66 | 1846 | 1918 | 2128 | 2341 | 2623 | 2665 | 3426 | 3751 | 4046 | 4574 | 4910 | Excl Ins. |
| 65 | COFFEE SEEDS/BEANS | BAG | UPTO 60 | 12 | 2.05 | 1423 | 1478 | 1640 | 1804 | 2021 | 2054 | 2640 | 2891 | 3118 | 3525 | 3783 | Excl Ins. |
| 66 | TULSI SEED | BAG | UPTO 50 | 15 | 1.79 | 1151 | 1204 | 1329 | 1462 | 1627 | 1666 | 2149 | 2341 | 2527 | 2867 | 3081 | Excl Ins. |
| 67 | CERTIFIED BARLEY SEED | BAG | UPTO 30 | 13 | 1.77 | 1228 | 1276 | 1416 | 1558 | 1745 | 1774 | 2280 | 2496 | 2692 | 3226 | 3659 | Excl Ins. |
| 68 | CERTIFIED SOYABEAN SEED | JUTE BAG | UPTO 40 | 12 | 1.68 | 1166 | 1211 | 1344 | 1478 | 1656 | 1683 | 2164 | 2369 | 2555 | 3062 | 3101 | Excl Ins. |
| 69 | CERTIFIED GRAM SEED/ BLACK GRAM SEED/ GREEN GRAM SEED | JUTE BAG | UPTO 30 | 15 | 1.13 | 784 | 815 | 904 | 994 | 1114 | 1132 | 1455 | 1593 | 1719 | 1943 | 2085 | Excl Ins. |
| | | | Above 30 to 40 | 15 | 1.25 | 868 | 901 | 1000 | 1100 | 1233 | 1253 | 1610 | 1763 | 1901 | 2150 | 2307 | Excl Ins. |
| | | | Above 40 to 50 | 13 | 1.97 | 1370 | 1424 | 1579 | 1737 | 1947 | 1978 | 2543 | 2784 | 3003 | 3394 | 3644 | Excl Ins. |
| 70 | PADDY SEED | CLOTH BAG | UPTO 12 | 24 | 0.5 | 347 | 361 | 390 | 437 | 493 | 501 | 635 | 705 | 761 | 834 | 896 | Excl Ins. |
| | | HESSIA | UPTO 30 | 20 | 1 | 661 | 681 | 760 | 834 | 933 | 959 | 1224 | 1336 | 1435 | 1626 | 1763 | Excl Ins. |
| 71 | BENGAL GRAM SEED | BAG | UPTO 26 | 16 | 0.92 | 640 | 665 | 737 | 811 | 909 | 924 | 1187 | 1300 | 1402 | 1585 | 1701 | Excl Ins. |



Digitally signed by
NAVEEN KUMAR
Date: 2024.03.22
18:31:56 +05'30'

COMMODITY WISE TARIFF FOR FY 2024-25

| SL. NO | NAME OF COMMODITY | TYPE OF PKG | PER BAG WT. IN KG | STACK HEIGHT | BAG EQUIVALENT (50 Kg Bag) | RATE PER BAG/UNIT PER MONTH IN PAISE | | | | | | | | | | | REMARKS |
|--------|-----------------------|-------------|-------------------|--------------|----------------------------|--------------------------------------|-------|-------|-------|-------|-------|-------|-------|-------|-------|-------|-----------|
| | | | | | | A | B | C | D | E | F | G | H | I | J | K | |
| | | | | | | 740 | 780 | 860 | 950 | 1060 | 1090 | 1400 | 1530 | 1650 | 1770 | 1800 | |
| 72 | RICE BRAN | BAG | 50 to 85 | 15 | 1.79 | 1065 | 1098 | 1217 | 1342 | 1495 | 1554 | 1957 | 2183 | 2315 | 2615 | 2815 | Excl Ins. |
| 73 | WHEAT SEED | BAG | UPTO 20 | 18 | 0.68 | 443 | 476 | 509 | 555 | 649 | 681 | 827 | 913 | 966 | 1080 | 1170 | Excl Ins. |
| | | | UPTO 40 | 16 | 1.27 | 807 | 840 | 926 | 1019 | 1137 | 1190 | 1501 | 1654 | 1760 | 1998 | 2148 | Excl Ins. |
| | | | ABOVE 40 | 15 | 1.79 | 1151 | 1204 | 1329 | 1462 | 1627 | 1666 | 2149 | 2341 | 2527 | 2867 | 3081 | Excl Ins. |
| 74 | BLACKGRAM (HUSK) | BAG | UPTO 49 | 18 | 1.56 | 1183 | 1231 | 1369 | 1501 | 1666 | 1707 | 2202 | 2407 | 2579 | 2944 | 3170 | Excl Ins. |
| | | | 50 to 70 | 12 | 2.23 | 1183 | 1231 | 1369 | 1501 | 1666 | 1707 | 2202 | 2407 | 2579 | 2944 | 3170 | Excl Ins. |
| 75 | BLACKGRAM (FLOUR) | BAG | 50 to 100 | 10 | 2.66 | 1488 | 1541 | 1707 | 1885 | 2096 | 2142 | 2770 | 3029 | 3246 | 3688 | 3961 | Excl Ins. |
| 76 | OIL CAKES | BAG | Above 50 to 75 | 15 | 1.79 | 1065 | 1098 | 1217 | 1342 | 1495 | 1554 | 1957 | 2183 | 2315 | 2615 | 2815 | Excl Ins. |
| | | | UPTO 50 | 20 | 0.69 | 859 | 890 | 989 | 1088 | 1219 | 1239 | 1592 | 1743 | 1880 | 2124 | 2283 | Excl Ins. |
| 77 | CEMENT | BAG | UPTO 50 | 12 | 1.34 | 794 | 840 | 913 | 1005 | 1125 | 1190 | 1469 | 1607 | 1719 | 1956 | 2103 | Excl Ins. |
| 78 | TOPICA STRACH | BAG | 50 to 100 | 15 | 1.79 | 1151 | 1204 | 1329 | 1462 | 1627 | 1693 | 2149 | 2347 | 2527 | 2867 | 3081 | Excl Ins. |
| 79 | BIO FERTILIZER | CARTON | UPTO 10 | 5 | 1.3 | 767 | 807 | 873 | 959 | 1078 | 1125 | 1402 | 1548 | 1647 | 1871 | 2015 | Excl Ins. |
| | | | Above 10 to 20 | 5 | 1.54 | 1069 | 1110 | 1232 | 1355 | 1518 | 1543 | 1984 | 2171 | 2342 | 2648 | 2843 | Excl Ins. |
| 80 | RUBBER BUNDLE RSS IV | BUNDLE | UPTO 50 | 6 | 2.55 | 1770 | 1839 | 2040 | 2244 | 2514 | 2555 | 3284 | 3596 | 3879 | 4384 | 4706 | Excl Ins. |
| 81 | TARPAULINS | | PER UNIT | 1 | 18.75 | 13828 | 14390 | 16011 | 17644 | 19536 | 20145 | 26050 | 28207 | 30570 | 34804 | 37397 | Excl Ins. |
| 82 | BARLEY MALT | BAG | UPTO 50 | 16 | 1.68 | 1166 | 1211 | 1344 | 1478 | 1656 | 1683 | 2164 | 2369 | 2555 | 2889 | 3101 | Excl Ins. |
| 83 | FOXTAIL MILLET | BAG | UPTO 50 | 17 | 1.05 | 729 | 757 | 840 | 924 | 1035 | 1052 | 1352 | 1481 | 1597 | 1805 | 1938 | Excl Ins. |
| 84 | OATS | BAG | UPTO 50 | 18 | 1.07 | 743 | 771 | 856 | 942 | 1055 | 1072 | 1378 | 1509 | 1627 | 1840 | 1975 | Excl Ins. |
| | | | Above 50 to 75 | 14 | 3.04 | 2110 | 2192 | 2432 | 2675 | 2997 | 3046 | 3916 | 4286 | 4624 | 5227 | 5611 | Excl Ins. |
| 85 | DE-OILED SOYA BRAN | BAG | 65 to 70 | 14 | 2.5 | 1735 | 1803 | 2000 | 2200 | 2465 | 2505 | 3220 | 3525 | 3803 | 4298 | 4614 | Excl Ins. |
| 86 | CLOVES CARTON BOX | BOX | UPTO 10 | 20 | 1.05 | 729 | 757 | 840 | 924 | 1035 | 1052 | 1352 | 1481 | 1597 | 1805 | 1938 | Excl Ins. |
| 87 | SOYA DOC | BAG | UPTO 50 | 18 | 1.54 | 1069 | 1110 | 1232 | 1355 | 1518 | 1543 | 1984 | 2171 | 2342 | 2648 | 2843 | Excl Ins. |
| 88 | SOYA FEED | BAG | UPTO 55 | 18 | 1.48 | 1027 | 1067 | 1184 | 1302 | 1459 | 1483 | 1906 | 2087 | 2251 | 2545 | 2732 | Excl Ins. |
| 89 | TENDUPATTA | BAG | 25 to 50 | 15 | 3.05 | 2117 | 2199 | 2440 | 2684 | 3007 | 3056 | 3928 | 4301 | 4639 | 5244 | 5629 | Excl Ins. |
| 90 | CINNAMON CARTON BOX | BOX | UPTO 10 | 9 | 2.04 | 627 | 649 | 726 | 798 | 891 | 908 | 1166 | 1276 | 1375 | 1557 | 1669 | Excl Ins. |
| 91 | TAMARIND (SEEDLESS) | BAG | UPTO 10 | 15 | 0.32 | 233 | 254 | 276 | 302 | 329 | 339 | 429 | 466 | 504 | 573 | 617 | Excl Ins. |
| 92 | TAMARIND (WITH SEEDS) | BAG | UPTO 50 | 20 | 1.34 | 827 | 913 | 1005 | 1091 | 1164 | 1303 | 1574 | 1647 | 1845 | 1991 | 2230 | Excl Ins. |
| | | | Above 50 to 75 | 15 | 1.79 | 1091 | 1137 | 1217 | 1342 | 1495 | 1527 | 1957 | 2156 | 2301 | 2615 | 2815 | Excl Ins. |
| 93 | TAMARIND SEEDS | BAG | UPTO 60 | 18 | 1.23 | 850 | 883 | 980 | 1078 | 1208 | 1227 | 1578 | 1727 | 1863 | 2106 | 2261 | Excl Ins. |
| 94 | AMARANTH | BAG | UPTO 50 | 19 | 1.1 | 760 | 790 | 876 | 964 | 1080 | 1097 | 1411 | 1544 | 1666 | 1887 | 2022 | Excl Ins. |
| 95 | RAGI SEEDS | BAG | 51 to 60 | 13 | 1.62 | 1121 | 1165 | 1292 | 1422 | 1593 | 1619 | 2081 | 2278 | 2457 | 2777 | 2981 | Excl Ins. |
| 96 | GUAR GUM | BAG | UPTO 50 | 18 | 1.1 | 770 | 800 | 888 | 977 | 1094 | 1112 | 1430 | 1565 | 1688 | 1908 | 2048 | Excl Ins. |
| | | | 80-100 | 15 | 1.99 | 1382 | 1436 | 1593 | 1752 | 1963 | 1995 | 2565 | 2807 | 3028 | 3424 | 3675 | Excl Ins. |


 Digitally signed by
 NAVEEN KUMAR
 Date: 2024.03.22
 18:32:18 +05'30'

COMMODITY WISE TARIFF FOR FY 2024-25

| SL. NO | NAME OF COMMODITY | TYPE OF PKG | PER BAG WT. IN KG | STACK HEIGHT | BAG EQUIVALENT (50 Kg Bag) | RATE PER BAG/UNIT PER MONTH IN PAISE | | | | | | | | | | | REMARKS |
|--------|---------------------|-------------|-------------------|--------------|----------------------------|--------------------------------------|------|------|------|------|------|------|------|------|------|------|-----------|
| | | | | | | A | B | C | D | E | F | G | H | I | J | K | |
| | | | | | | 740 | 780 | 860 | 950 | 1060 | 1090 | 1400 | 1530 | 1650 | 1770 | 1800 | |
| 97 | SAL SEED | BAG | UPTO 50 | 19 | 1 | 694 | 721 | 800 | 880 | 986 | 1002 | 1288 | 1410 | 1521 | 1719 | 1846 | Excl Ins. |
| 98 | GUAR | BAG | Above 26 to 50 | 20 | 1.07 | 743 | 771 | 856 | 942 | 1055 | 1072 | 1378 | 1509 | 1627 | 1840 | 1975 | Excl Ins. |
| | | | Above 50 to 60 | 20 | 1.2 | 833 | 865 | 960 | 1056 | 1183 | 1202 | 1546 | 1692 | 1825 | 2063 | 2215 | Excl Ins. |
| | | | Above 60 to 100 | 15 | 1.79 | 1242 | 1291 | 1432 | 1575 | 1765 | 1794 | 2306 | 2524 | 2723 | 3077 | 3304 | Excl Ins. |
| 99 | BUCKWHEAT (KUTTU) | BAG | UPTO 50 | 20 | 1.25 | 868 | 901 | 1000 | 1100 | 1233 | 1253 | 1610 | 1763 | 1901 | 2150 | 2307 | Excl Ins. |
| 100 | NUTMEG | BAG | UPTO 50 | 12 | 1.94 | 1349 | 1402 | 1556 | 1711 | 1917 | 1948 | 2504 | 2742 | 2958 | 3343 | 3588 | Excl Ins. |
| 101 | RAW BROWNTOP MILLET | BAG | Above 75 to 100 | 15 | 1.87 | 1298 | 1122 | 1244 | 1369 | 1534 | 1559 | 2004 | 2193 | 2366 | 2674 | 2872 | Excl Ins. |
| 102 | NEEM CAKE POWDER | BAG | UPTO 50 | 16 | 1.5 | 1926 | 1078 | 1197 | 1316 | 1475 | 1499 | 1926 | 2109 | 2275 | 2572 | 2761 | Excl Ins. |

1. If the rates fixed for any commodity on bag basis for any Centre is higher than the above rates, the higher rates will be applicable.

2. Tariff for Non-Fumigable stocks does not include cost of prophylactic and curative treatments.

3. For commodities at S.No. 15 to 22, two separate commodities i.e. Broken & Whole has been created in WMS due to taxability.



Digitally signed
by NAVEEN
KUMAR
Date: 2024.03.22
18:32:36 +05'30'

| Special Tariff (2024-25) for Farmers and Traders | | | | ANNEXURE-III | | | |
|--|------------------------------|---|-------------------|--------------------------------------|-------|-------|-------|
| | | | | Tariff Rates in Paisa for FY 2024-25 | | | |
| S.No. | Category | Sub-Category (Commodities) | Packing Size (kg) | BE | 740 | 780 | 860 |
| 1 | Category-A | Cereals (Maize, Bajra, Jowar, Ragi, Barley,Oats, Foxtail Millets, Wheat Husk, Paddy etc.), SAGO & Milk Powder, Raw Brown Top Millet | Up to 26 | 0.75 | 371 | 384 | 407 |
| | | | Above 26 to 50 | 1.05 | 521 | 539 | 571 |
| | | | Above 50 to 75 | 1.48 | 734 | 759 | 805 |
| | | | Above 75 to 100 | 1.79 | 888 | 918 | 973 |
| 2 | Category-B | Pulses (Soyabean,Urad,Moong,Masoor,Tur/ Red Gram,Green Gram,Black Gram, (Whole/Broken),Yellow Peas, Bengal Gram All Other Pulses), Guar, Tamarind (with/Without Seeds) and Amaranth/Rajgira (Ramdhana) | Up to 26 | 0.53 | 262 | 271 | 287 |
| | | | Above 26 to 50 | 1.09 | 540 | 558 | 592 |
| | | | Above 50 to 60 | 1.34 | 663 | 686 | 727 |
| | | | Above 60 to 100 | 1.79 | 855 | 884 | 937 |
| 3 | Category-C | Oil Seeds & Salt (Ambadi, Castor, Linseed, Taramira/Mustard Seed, Saflower, Sesame,Sunflower,Soyabeans Oil Seed,Groundnut Kernels,Sunn Hemp, Aniseed, Arecanut), Peas, Bengal gram Seeds, Guar Gum, SAL Seed | Upto 55 | 1 | 496 | 513 | 544 |
| | | | Above 55 to 100 | 1.79 | 888 | 918 | 973 |
| 4 | Category-D | Black pepper, Turmeric, Rice Bran, Cotton Seeds, Oil Cakes, Sugar/Khandsari, Raw Cashew & Soya Feed,Coriander, Tulsi Seed, Topica Strach, Cummin, Ginger,Soya DOC, & Fenugreek, Neem cake powder, Turmeric Powder | Upto 40 | 1.13 | 560 | 579 | 614 |
| | | | Above 40 to 50 | 1.57 | 779 | 806 | 854 |
| | | | Above 50 to 100 | 1.79 | 888 | 918 | 973 |
| | | | Above 100 | 2.66 | 1,319 | 1,364 | 1,446 |
| 5 | Category-E | Bales (Cotton Bales mechanised handling cotton , Jute Gunnies, Jute Bales & Fibres/Cotton Yarn)-Fully Pressed | Upto 26 | 1.1 | 546 | 565 | 601 |
| | | | Above 26 to 50 | 2.66 | 1,319 | 1,364 | 1,446 |
| | | | Above 50 to 200 | 5.95 | 2,951 | 3,052 | 3,235 |
| | | | Above 200 to 350 | 8.13 | 4,032 | 4,170 | 4,419 |
| 6 | Category-F (Other Spices) | Ajwain | Upto 50 | 2.3 | 1,141 | 1,180 | 1,251 |
| | | Chillies | Upto 10 | 0.8 | 397 | 411 | 435 |
| | | | Above 10 to 40 | 3.57 | 1,771 | 1,832 | 1,941 |
| 7 | Category-G (Other Seeds) | Certified Barley Seed | Upto 30 | 1.77 | 878 | 908 | 962 |
| | | Coffee Seed/Beans | Upto 60 | 2.05 | 1,017 | 1,052 | 1,115 |
| | | Paddy Seeds | Cloth Bag 12 | 0.5 | 248 | 256 | 272 |
| | | | Above 12 to 30 | 1 | 496 | 513 | 544 |
| | | Certified Soyabean Seed | Upto 40 | 1.68 | 833 | 861 | 913 |



Digitally signed
by NAVVEEN
KUMAR
Date: 2024.03.22
18:32:59 +05'30'

| Special Tariff (2024-25) for Farmers and Traders | | | | ANNEXURE-III | | | |
|--|-----------------------------|--|--------------------------|--------------------------------------|-------|-------|--------|
| | | | | Tariff Rates in Paisa for FY 2024-25 | | | |
| S.No. | Category | Sub-Category (Commodities) | Packing Size (kg) | BE | 740 | 780 | 860 |
| 7 | Category-G (Other Seeds) | Certified Gram Seed/ BLACK GRAM SEED/ GREEN GRAM SEED/NUTMEG/BUCKWHEAT (KUTTU) | Upto 30 | 1.13 | 560 | 579 | 614 |
| | | | Above 30 to 40 | 1.25 | 620 | 641 | 680 |
| | | | Above 40 to 50 | 1.97 | 977 | 1,010 | 1,071 |
| | | Wheat Seed & Ragi Seed | Upto 20 | 0.68 | 337 | 349 | 369 |
| | | | Above 20 to 40 | 1.27 | 630 | 652 | 691 |
| | | | Above 40 | 1.66 | 823 | 851 | 902 |
| | | Tamarind Seed | Upto 60 | 1.23 | 610 | 631 | 647 |
| JOWAR/MAIZE SEED | 50 to 100 | 2.66 | 1,319 | 1,391 | 1,455 | | |
| 8 | Category-H (Jaggery) | Jaggery | lump (Upto 20 Kg) | 0.39 | 193 | 200 | 212 |
| | | | lump (Above 20 to 40 Kg) | 1.66 | 823 | 851 | 902 |
| | | | Bucket Shape (Upto 40Kg) | 1.11 | 551 | 570 | 604 |
| | | | Bag (Upto 50 Kg) | 2.66 | 1,319 | 1,364 | 1,446 |
| | | | Powder (Upto 80Kg) | 1.86 | 923 | 955 | 1,012 |
| 9 | Category I (Misc) | Jute Gunnies (loose) | 10 gunnies | 0.39 | 193 | 200 | 212 |
| | | Cinnaman Carton box | Upto 10 | 2.04 | 627 | 649 | 726 |
| | | Cloves Carton Box | Upto 10 | 1.05 | 521 | 539 | 571 |
| | | Bio Fertilizer | Upto 10 | 1.11 | 551 | 570 | 604 |
| | | | Above 10 to 20 | 1.54 | 764 | 790 | 837 |
| | | Soyabean Oil | Carton 12 Ltr | 0.79 | 392 | 405 | 430 |
| | | Tendupatta | 25 to 50 | 3.05 | 1,513 | 1,565 | 1,658 |
| | | De-Oiled Soya Bran & Blackgram (Flour) and Flour | Upto 100 | 2.5 | 1,240 | 1,282 | 1,359 |
| | | Tarpaulins | per unit | 18.75 | 9,300 | 9,618 | 10,194 |
| | | Rubber Bundel RSS | Upto 50 | 2.55 | 1,265 | 1,308 | 1,387 |
| | | Cement | Upto 50 | 1.34 | 665 | 688 | 729 |
| | | Milling Copra | Upto 50 | 3.64 | 1,805 | 1,867 | 1,978 |
| | | Copra | Upto 50 | 2.23 | 1,106 | 1,144 | 1,212 |
| | | Ground Nut Pods | Upto 20 | 1.84 | 913 | 944 | 1,001 |
| Above 20 to 50 | 2.27 | | 1,126 | 1,165 | 1,234 | | |
| Above 50 to 60 | 3.62 | | 1,796 | 1,857 | 1,969 | | |

Digitally signed
by NAVEEN
KUMAR
Date: 2024.03.22
18:33:15 +05'30'

| Special Tariff (2024-25) for Farmers and Traders | | | | ANNEXURE-III | | | |
|--|----------------------|---|-------------------|--------------------------------------|-------|-------|-------|
| | | | | Tariff Rates in Paisa for FY 2024-25 | | | |
| S.No. | Category | Sub-Category (Commodities) | Packing Size (kg) | BE | 740 | 780 | 860 |
| 9 | Category I (Misc) | Barley Malt | Upto 26 | 1.19 | 590 | 610 | 647 |
| | | | Above 26 to 50 | 1.68 | 833 | 861 | 913 |
| | | BLACKGRAM (HUSK) | Upto 49 | 1.57 | 779 | 806 | 854 |
| | | | Above 49 to 70 | 2.23 | 828 | 856 | 908 |
| | | | Above 70 to 100 | 2.5 | 1,240 | 1,282 | 1,359 |
| | | Paddy Husk | Upto 40 | 2.06 | 781 | 811 | 900 |
| | | Soya feed | Upto 55 | 1.48 | 734 | 759 | 778 |
| | | COTTON BALES (NON MECHANISED HANDLING COTTON) | UPTO 200 | 7.23 | 3,586 | 3,779 | 3,953 |
| | | | Above 200 | 10.85 | 4,899 | 5,071 | 5,193 |



Digitally signed
by NAVEEN
KUMAR
Date: 2024.03.22
18:33:31 +05'30'

A. Metal Tariff w.e.f 01.04.2024:

The applicable metal tariff w.e.f. 01.04.2024 is as follows:

| Sr No | Cities | Revised rate for FY 2024-25 (per MT/month) In Rs. |
|-------|--|--|
| 1 | Delhi & Mumbai | 448 |
| 2 | Kolkata, Chennai, Hyderabad, WHs in NCR Delhi | 318 |
| 3 | Other cities | 269 |

Note: GST and any other Govt. taxes/levies (if applicable shall be charged extra) while other terms and condition will remain same.

B. Tariff applicable for Storage of Book wef 01.04.2024:

The Tariff applicable for storage of Books of depositors such as M/s NCERT, NIOS, State Textbook Corporations etc shall be levied as per Annexure-VI.

C. Cold Storage Tariff w.e.f. 01.04.2024:**I. CW Vashi:**

Rs.1553.00 per Sq. Mtr. per month i.e. Rs.144.33 per Sq ft per month for FY 2024-25.

II. CFS, Ambad (Nasik):

Commodity wise tariff is furnished below:

(Onion)

Storage charges: Rs.1.75/- per kg per month plus Insurance charges @ Rs.0.05 per 100 Rupee value of stock per month.

The storage charges are to be levied for minimum of one month and on monthly basis irrespective of storage period i.e. even if the stock stored for 1 week, storage charges for entire month have to be levied.

Handling charges: Rs.2.25/- per kg. This includes Unloading charges, Loading charges, Sorting and Grading charges, Reheating charges and Repacking charges.

(Grapes)

Precooling and Storage charges: Rs.3/- per kg per month plus Insurance charges @ Rs.0.05 per 100 Rupee value of stock per month.

The storage charges are to be levied for minimum of one month and on monthly basis irrespective of storage period i.e. even if the stock stored for 1 week, storage charges for entire month have to be levied.

Handling charges: Rs 6/- per kg. This includes Unloading at Pack house, Grading and Sorting charges, Packing charges and Loading the cargo into export container charges.

(Pomegranate)


Digitally signed
by NAVEEN
KUMAR
Date: 2024.03.22
18:33:54 +05'30'

Precooling and Storage charges: Rs.3/- per kg per month plus Insurance charges @ Rs.0.05 per 100 Rupee value of stock per month.

The storage charges are to be levied for minimum of one month and on monthly basis irrespective of storage period i.e. even if the stocks stored for 1 week, storage charges for entire month have to be levied.

Handling charges: Rs.5/- per kg. This includes Unloading at Pack house, Grading and Sorting charges, Packing charges and Loading the cargo into export container charges.

Other commodities: If any commodities are likely to be stored, the tariff for the same will be decided and published accordingly.

D. CCI Management warehouses w.e.f 01.04.2024:

The tariff for CCI management charges has been fixed at Rs. 42.40 per MT/month (GST extra) for FY 2024-25 for CCI cotton bales.

For other management warehouses concerned Regional Office should submit a detailed proposal for fixing the revised rate of storage charges.

E. CCI Hired Godowns w.e.f. 01.04.2024:

The tariff applicable for own godowns will be applicable for hired godowns also in case of CCI but with a maximum cap of Rs. 75.05 per bales per month.

F. Lorry Weighment Charges w.e.f. 01.04.2024:

Rs. 67.79/-Per vehicle loaded/empty (excluding GST & other taxes applicable) for upto 10 MT vehicle. i.e. Rs 80.00/- per vehicle loaded/empty (including 18% GST applicable.)

Rs.135.59/- per vehicle loaded/empty (excluding GST & other taxes applicable) for above 10 MT vehicle. i.e. Rs 160.00/- per vehicle loaded/empty (including 18% GST applicable.)

G. Preservation Charges for DWT & S-DWT users:

Preservation Charges shall be applicable as per Annexure VII.


H. Initial Fumigation Charges:

Initial Fumigation Charges shall be Rs.16/- per MT or Rs. 0.80 per 50kg bag applicable to all Warehouses.

I. Insurance Charge:

Insurance is to be charged separately except for food grains where the tariff is fixed including of insurance. Insurance charges may continue to be charged @ Rs.0.05 per 100 Rupee value of stock per month.

J. New Business Verticals:


Digitally signed
by NAVEEN
KUMAR
Date:
2024.03.22
18:34:21 +05'30'

| Sl. No | Business Vertical | Tariff Structure |
|--------|----------------------------------|---|
| 1 | Mobile Tower | Covered Gross Area Tariff |
| 2 | ATM | Covered Gross Area Tariff |
| 3 | Hoarding | Covered Gross Area Tariff |
| 4 | EV Charging Station | Open Area Tariff or Tariff at per unit consumption rates as per Ministry of Power Circular dated 14/01/2022, whichever is higher. |
| 5 | Office Space | Two times the Covered Gross Area Tariff |
| 6 | Bank Office Space | Two times the Covered Gross Area Tariff |
| 7 | Solar power plant on the rooftop | Collection of interest free refundable SD @ Rs. 250/Sqm (As per DWT terms) |



Digitally signed
by NAVEEN
KUMAR
Date: 2024.03.22
18:34:51 +05'30'

ANNEXURE-V

| SL.NO. | CATEGORY | SPECIAL DWT FOR BOOKS TARIFF FY24-25 | |
|--------|----------|---|---|
| | | GROSS AREA RATE PER SQ FT PER MONTH | NET AREA RATE PER SQ FT PER MONTH |
| | | (RS.) | (RS.) |
| 1 | 740 | 21.13 | 28.89 |
| 2 | 780 | 23.04 | 31.50 |
| 3 | 860 | 26.43 | 36.13 |
| 4 | 950 | 28.56 | 39.05 |
| 5 | 1060 | 31.96 | 43.69 |
| 6 | 1090 | 35.02 | 47.88 |
| 7 | 1400 | 39.46 | 53.95 |
| 8 | 1530 | 48.28 | 66.00 |
| 9 | 1650 | 54.40 | 74.37 |
| 10 | 1770 | 65.56 | 89.63 |
| 11 | 1800 | 73.57 | 100.58 |



Digitally signed
by NAVEEN
KUMAR
Date: 2024.03.22
18:35:38 +05'30'

ANNEXURE-VI

SDWT FUMIGABLE STOCK TARIFF FY 24-25

| SL.NO. | CATEGORY | NO. OF WAREHOUSES | SPECIAL DWT (FUMIGABLE STOCK) | |
|--------|----------|-------------------|--|--|
| | | | GROSS AREA RATE PER SQ FT PER MONTH | NET AREA RATE PER SQ FT PER MONTH |
| | | | (RS.) | (RS.) |
| 1 | 740 | 39 | 18.40 | 25.17 |
| 2 | 780 | 102 | 19.95 | 27.29 |
| 3 | 860 | 25 | 22.69 | 31.03 |
| 4 | 950 | 116 | 24.41 | 33.38 |
| 5 | 1060 | 33 | 27.16 | 37.14 |
| 6 | 1090 | 37 | 30.07 | 41.11 |
| 7 | 1400 | 24 | 33.66 | 46.02 |
| 8 | 1530 | 9 | 40.79 | 55.77 |
| 9 | 1650 | 4 | 46.17 | 63.12 |
| 10 | 1770 | 13 | 55.19 | 75.45 |
| 11 | 1800 | 6 | 61.67 | 84.31 |



Digitally signed
by NAVEEN
KUMAR
Date: 2024.03.22
18:36:10 +05'30'