



75
Azadi Ka
Amrit Mahotsav



केन्द्रीय भण्डारण निगम
(भारत सरकार का उपक्रम)

CENTRAL WAREHOUSING CORPORATION

(A Govt. of India Undertaking)

जन-जन के लिए भण्डारण/Warehousing for Everyone



CWC CO-CD0COST/4/2022-COMM

Date: 15.03.2022

The Regional Manager

Central Warehousing Corporation

Regional Office,

Ahmedabad / Bangalore / Bhopal / Chandigarh / Chennai / Delhi /

Guwahati / Hyderabad / Jaipur / Kochi / Kolkata / Lucknow / Mumbai / Patna

Sub.: Revision of storage tariff w.e.f. 01.04.2023 at Central Warehouses.....reg.

Sir/Madam,

The tariff revision for FY 2023-24 has been finalized based on recommendations received from RMs, taking into account the business scenario, market conditions and increase in establishment and operational cost, repair & renovation costs and other relevant factors. Competent Authority has approved the proposals for revision of storage tariff w.e.f. 01.04.2023 as per details given below :-

1. The **Area Basis Tariff** for all existing warehouses has been revised in line with the recommendations of RMs, occupancy of the WHs, Depositors' profile and market rate in the locality. The Warehouse wise category, DWT Area Rates (Gross/Net) in Sq. ft., Special DWT Area Rates (Gross/Net) in Sq. ft., Bonded Rates (Gross) in Sq. ft. and Fertilizer Rates in MT are enclosed as **Annexure-I**.
2. The **Commodity wise Tariff (Bag Basis)** has been kept unchanged and all the commodities, whose tariff was fixed during FY22-23, have been included in the tariff. If any such commodity or any new commodity is received at the warehouses, the proposal for the same may be sent to CO for fixation of storage tariff accordingly. The revised Commodity wise tariff is enclosed as **Annexure-II**.
3. The Special Commodity Tariff for Farmers & Traders (Bag Basis) which was issued last year dated 14.09.2022 has been kept unchanged and all the commodities, whose tariff was fixed during FY 2022-23, have been included in this Special tariff. The Special Tariff is enclosed as **Annexure-III**.
4. Tariff for CCI Cotton Bales (Management and Hired WHs), Weighment Charges, Metals storage, Cold Storage Vashi, Ambad (Nashik) charges has also been revised and attached as **Annexure-IV**.
5. The Special Tariff for Wheat w.e.f. 01.04.2023 is enclosed at **Annexure-V**.
6. In case of utilization on Dedicated Warehousing Terms (DWT) being inbuilt annual escalation clause, the annual escalation of tariff as per the agreement shall continue to be applicable from due date (date of anniversary).
7. In case of Bag Basis/SDWT Tariff, the existing applicable tariff is on Weekly basis in the initial month of receipt, i.e. upto 1 week, it is 44%, upto 2 weeks, it is 68%, upto 3 weeks, it is 88% and beyond that it is full monthly tariff (as also mentioned in the SOP). The same has been revised and it has been decided that w.e.f. 1.4.2023, the tariff for lesser days than one month shall be charges on basis of actual numbers of

निगमित का0: 4/1, सीरी इंस्टीट्यूशनल एरिया, अगस्त क्रांति मार्ग, हौज़ खास, नई दिल्ली-110016

CO: 4/1, Siri Institutional Area, August Kranti Marg, Hauz Khas, New Delhi-110016 ☎ 011-47049063, 41051165 ई-मेल: gmcomm@cewacor.nic.in

Digitally signed
by RAJEEV
KUMAR BANSAL
Date: 2023.03.15
17:43:14 +05'30'

day's utilization instead of weekly basis. i.e. for example:- if any depositor utilizes space for 20 days, then storage charges will be calculated as under:

Storage Charges= (Number of day's utilized (20) x Area Utilized or Number of Bags x Monthly Storage Tariff) / Number of days in calendar month.


For the purpose of calculating no. of days in respect of stock under storage, both the date of receipt and date of delivery are to be included while calculating the storage charges.

8. In order to rationalize/ decrease the number of warehouse categories, the high rated tariff categories where the number of warehouses are less, have been reviewed and warehouses falling in such category has been upgraded/downgraded depending upon the RM's recommendations, depositor profile and business aspect of the centre. The Warehouse Categories have been revised to 11.
9. Bonded area tariff shall be applicable only for custom notified warehouses, if any Time Barred bond (TBB)/seized/confiscated cargo are lying in such warehouses those are not custom notified then the storage charges shall be applicable as per SDWT rates.
10. **FCI Gunny Bales:** Separate bills to be generated for food grain and gunny bales stored within reserved space. The bills for food grain stored will not attract GST, however, bills for storage of gunny bales in reserved space will attract GST.

For example; at any center FCI has reservation of 5000 MT and out of this 5000 MT capacity FCI stored 100 MT of gunny bales and 4900 MT of foodgrain, in this scenario the separate bills will be raised for 4900 MT foodgrain on reservation rates (without GST) and for 100 MT gunny bales on reservation rates (with applicable GST).
11. Storage/MF tariff for CFS/ICD/ICP/ACCs/RWCs may continue to be fixed for each centre depending on its location, availability of business and quantum of competition. However, RM may send the proposal for revision of tariff if not considered/revised already. Under no circumstances the existing tariff will be continued beyond 01.04.2023 without CO approval.
12. Tariff with regard to FCI on guarantee basis is regulated by the Ministry, based on recommendations of Chief Advisor Cost (CAC), Ministry of Finance and the same shall be circulated as and when revised.
13. No rebate may be allowed without approval of Corporate Office except under DoP of RMs. The existing rebate of 10% to Co-operatives/ Agri Start-ups and 30% to Farmers i.e. bonafide agriculturist only for the storage of their products as per Para 7 of CO circular issued vide letter No. CWC-BD/II-Tariff/91 dated 13.01.1992 may be continued. Rebate on account of bulk storage, longer term storage and other special circumstances shall be decided on case-to-case basis with the prior approval of Corporate Office if it is beyond the DoP of RMs. Rebate already offered will continue till expiry of period agreed upon.
14. It may be ensured and confirmed that tariff of all the warehouses under your jurisdiction has been revised and implemented. Further tariff for any other general warehouse/commodity which have not been included in the revised tariff may be brought to the knowledge of CO for fixation/revision. If any centre has been closed and still appearing in tariff, the same may be intimated to CO.
15. In case the tariff implemented before revision of tariff is more than the revised tariff except for the warehouse whose category is downgraded, the same may be continued and such cases may be intimated to Corporate Office with necessary detail for revising the tariff.

निगमित का0: 4/1, सीरी इंस्टीट्यूशनल एरिया, अगस्त क्रांति मार्ग, हौज़ खास, नई दिल्ली-110016

CO: 4/1, Siri Institutional Area, August Kranti Marg, Hauz Khas, New Delhi-110016 📞 011-47049063, 41051165 ई-मेल: gmcomm@cewacor.nic.in




Digitally signed by
RAJEEV KUMAR
BANSAL
Date: 2023.03.15
17:43:38 +05'30'

16. Goods and Service Tax/any other tax as levied by the Central/State Govt. or local bodies, if any, will be charged extra wherever applicable, in addition to storage, insurance charges, weightment charges etc.
17. RM should bring out a booklet containing tariff for various warehouses/commodities in the Region and may communicate to concerned Warehouses/Depositors. It should also contain general terms and conditions for storage/delivery etc.

It is advised to re-check the revised tariff which is to be implemented w.e.f. 01.04.2023 to avoid any further revision of rates etc. and intimate if there is any disparity on or before 21.03.2023 so that the same may be reviewed at the Corporate Office. It is also directed to strictly implement the revised tariff and monitor its impact on the income of the centres.

Please acknowledge the receipt of this letter and bring the revised tariff to the notice of all concerned Depositors/Customers in your region for implementation of the same w.e.f. 01.04.2023.

 Digitally signed by
RAJEEV KUMAR
BANSAL
Date: 2023.03.15
17:44:03 +05'30'

(Rajeev Kumar Bansal)
Group General Manager (Comm.)

Enclosed: As Above

Copy to:

- 1) **The GGM (Systems), CWC, CO, New Delhi- For kind information and with request to incorporate the same in WMS and uploading at the CWC website.**
- 2) **The GGM (Finance), CWC, CO, New Delhi-For kind information.**
- 3) **The DGM (Technical), CWC, CO, New Delhi-For kind information.**
- 4) **PS to MD, CWC, CO, New Delhi for kind information.**
- 5) **PS to Director (M&CP), CWC, CO, New Delhi for kind information.**
- 6) **PS to Director (Finance), CWC, CO, New Delhi for kind information.**

निगमित का0: 4/1, सीरी इंस्टीट्यूशनल एरिया, अगस्त क्रांति मार्ग, हौज़ खास, नई दिल्ली-110016


CO: 4/1, Siri Institutional Area, August Kranti Marg, Hauz Khas, New Delhi-110016 ☎ 011-47049063, 41051165 ई-मेल: gmcomm@cewacor.nic.in

ANNEXURE-I

REVISED GENERAL TARIFF FOR FY 2023-24

| SL.NO. | CATEGORY | NO. OF WAREHOUSES | DWT | | SPECIAL DWT | |
|--------|----------|-------------------|-------------------------------------|-----------------------------------|-------------------------------------|-----------------------------------|
| | | | GROSS AREA RATE PER SQ FT PER MONTH | NET AREA RATE PER SQ FT PER MONTH | GROSS AREA RATE PER SQ FT PER MONTH | NET AREA RATE PER SQ FT PER MONTH |
| | | | (RS.) | (RS.) | (RS.) | (RS.) |
| 1 | 740 | 88 | 15.53 | 21.29 | 17.11 | 23.43 |
| 2 | 780 | 73 | 16.45 | 22.50 | 18.13 | 24.82 |
| 3 | 860 | 56 | 19.43 | 26.58 | 21.38 | 29.28 |
| 4 | 950 | 82 | 20.64 | 28.26 | 22.77 | 31.14 |
| 5 | 1060 | 32 | 21.75 | 29.74 | 23.98 | 32.81 |
| 6 | 1090 | 25 | 23.98 | 32.81 | 26.40 | 36.16 |
| 7 | 1400 | 22 | 26.68 | 36.53 | 29.37 | 40.15 |
| 8 | 1530 | 10 | 33.09 | 45.27 | 36.44 | 49.82 |
| 9 | 1650 | 06 | 39.32 | 53.82 | 43.31 | 59.30 |
| 10 | 1770 | 11 | 45.45 | 62.18 | 50.00 | 68.41 |
| 11 | 1800 | 09 | 51.03 | 69.80 | 56.14 | 76.77 |


NOTE :- STORAGE TARIFF FOR OPEN AREA WILL BE 60% OF COVERED AREA RATE IN GENERAL WAREHOUSING SEGMENT & EXPORT WAREHOUSE ATTACHED TO CFS/ICD 75% OF COVERED AREA RATE FOR BONDED WH.



Digitally signed by
RAJEEV KUMAR
BANSAL
Date: 2023.03.15
17:46:47 +05'30'

| Sr.No. | Warehouse | WH Category | DWT (Gross Area per sq. ft. per month Tariff) | DWT (Net Area per sq. ft. per month Tariff) | SDWT (Gross Area per sq. ft. per month Tariff) | SDWT (Net Area per sq. ft. per month Tariff) | Fertilizer (per MT per month Tariff) | Bonded (Gross Area per sq. ft. per week Tariff) |
|-----------|--------------------------|-------------|---|---|--|--|--------------------------------------|---|
| I | REGION-AHMEDABAD | | | | | | | |
| A | STATE- GUJARAT | | | | | | | |
| 1 | AHMEDABAD - I | 1090 | 23.98 | 32.81 | 26.40 | 36.16 | | |
| 2 | ANAND | 860 | 19.43 | 26.58 | 21.38 | 29.28 | | |
| 3 | BARODA - I | 1060 | 21.75 | 29.74 | 23.98 | 32.81 | | |
| 4 | BHAVNAGAR | 950 | 20.64 | 28.26 | 22.77 | 31.14 | | |
| 5 | GANDHIDHAM (HIRED) | 860 | 19.43 | 26.58 | 21.38 | 29.28 | | |
| 6 | ISHANPUR | 1090 | 23.98 | 32.81 | 26.40 | 36.16 | | |
| 7 | JAMNAGAR | 950 | 20.64 | 28.26 | 22.77 | 31.14 | | |
| 8 | JAMNAGAR (HIRED) (NAFED) | 950 | 20.64 | 28.26 | 22.77 | 31.14 | | |
| 9 | KARACHIA | 1060 | 21.75 | 29.74 | 23.98 | 32.81 | | |
| 10 | MUNDRA | 780 | 16.45 | 22.50 | 18.13 | 24.82 | | |
| 11 | NADIAD | 950 | 20.64 | 28.26 | 22.77 | 31.14 | | |
| 12 | PIPAVAV | 780 | 16.45 | 22.50 | 18.13 | 24.82 | | |
| 13 | RAJKOT | 950 | 20.64 | 28.26 | 22.77 | 31.14 | | |
| 14 | RAJKOT (HIRED) (NAFED) | 950 | 20.64 | 28.26 | 22.77 | 31.14 | | |
| 15 | SURAT | 1090 | 23.98 | 32.81 | 26.40 | 36.16 | | |
| 16 | VADOD | 780 | 16.45 | 22.50 | 18.13 | 24.82 | | |

NOTE :- STORAGE TARIFF FOR OPEN AREA WILL BE 60% OF COVERED AREA RATE IN GENERAL WAREHOUSING SEGMENT & EXPORT WAREHOUSE ATTACHED TO CFS/ICD AND 75% OF COVERED AREA RATE FOR BONDED WH.



Digitally signed by
RAJEEV KUMAR BANSAL
Date: 2023.03.15
17:47:06 +05'30'


| Sr.No. | Warehouse | WH Category | DWT (Gross Area per sq. ft. per month Tariff) | DWT (Net Area per sq. ft. per month Tariff) | SDWT (Gross Area per sq. ft. per month Tariff) | SDWT (Net Area per sq. ft. month Tariff) | Fertilizer per MT/month Rate | Bonded per sq. ft. per week Gross Area Tariff |
|-----------|-------------------------|-------------|---|---|--|--|------------------------------|---|
| II | REGION-BANGALORE | | | | | | | |
| B | STATE- KARNATAKA | | | | | | | |
| 1 | BANGALORE-I | 1090 | 23.98 | 32.81 | 26.40 | 36.16 | | |
| 2 | BANGALORE-V RV LAYOUT | 1400 | 26.68 | 36.53 | 29.37 | 40.15 | | |
| 3 | BELGAUM | 740 | 15.53 | 21.29 | 17.11 | 23.43 | 95 | |
| 4 | BIDAR | 740 | 15.53 | 21.29 | 17.11 | 23.43 | | |
| 5 | DAVANGERE | 740 | 15.53 | 21.29 | 17.11 | 23.43 | 95 | |
| 6 | DHARWAD | 740 | 15.53 | 21.29 | 17.11 | 23.43 | | |
| 7 | DODOBALLAPURA | 1090 | 23.98 | 32.81 | 26.40 | 36.16 | | |
| 8 | GADAG-I | 740 | 15.53 | 21.29 | 17.11 | 23.43 | 95 | |
| 9 | GADAG-II | 740 | 15.53 | 21.29 | 17.11 | 23.43 | 95 | |
| 10 | GULBARGA-I | 740 | 15.53 | 21.29 | 17.11 | 23.43 | 95 | |
| 11 | GULBARGA-II | 740 | 15.53 | 21.29 | 17.11 | 23.43 | 95 | |
| 12 | HOSPETE | 740 | 15.53 | 21.29 | 17.11 | 23.43 | | |
| 13 | HUBLI | 740 | 15.53 | 21.29 | 17.11 | 23.43 | 95 | |
| 14 | KIADB | 1530 | 33.09 | 45.27 | 36.44 | 49.82 | | |
| 15 | MANNAGUDA/ MANGALORE-I | 860 | 19.43 | 26.58 | 21.38 | 29.28 | | |
| 16 | NARGUND | 740 | 15.53 | 21.29 | 17.11 | 23.43 | | |
| 17 | PANAMBUR/ MANGALORE-II | 860 | 19.43 | 26.58 | 21.38 | 29.28 | 110 | 7.90 |
| 18 | RAICHUR | 740 | 15.53 | 21.29 | 17.11 | 23.43 | | |
| 19 | SEDAM | 740 | 15.53 | 21.29 | 17.11 | 23.43 | | |
| 20 | SHIKARIPUR | 740 | 15.53 | 21.29 | 17.11 | 23.43 | | |
| 21 | SHIMOGA-I & II | 740 | 15.53 | 21.29 | 17.11 | 23.43 | 95 | |
| 22 | SOUNDATTI | 740 | 15.53 | 21.29 | 17.11 | 23.43 | | |
| 23 | TUMKUR | 740 | 15.53 | 21.29 | 17.11 | 23.43 | 95 | |

NOTE :- STORAGE TARIFF FOR OPEN AREA WILL BE 60% OF COVERED AREA RATE IN GENERAL WAREHOUSING SEGMENT & EXPORT WAREHOUSE ATTACHED TO CFS/ICD AND 75% OF COVERED AREA RATE FOR BONDED WH.




Digitally signed by
RAJEEV KUMAR BANSAL
Date: 2023.03.15 17:47:21
+05'30'

| Sr.No. | Warehouse | WH Category | DWT (Gross Area per sq. ft. per month Tariff) | DWT (Net Area per sq. ft. per month Tariff) | SDWT (Gross Area per sq. ft. per month Tariff) | SDWT (Net Area per sq. ft. month Tariff) | Fertilizer per MT/month Rate | Bonded per sq. ft. per week Gross Area Tariff |
|---|-----------------------------|-------------|---|---|--|--|------------------------------|---|
| III | REGION-BHOPAL | | | | | | | |
| C | STATE-MADHYA PRADESH | | | | | | | |
| 1 | BALAGHAT | 740 | 15.53 | 21.29 | 17.11 | 23.43 | | |
| 2 | BHIND | 740 | 15.53 | 21.29 | 17.11 | 23.43 | | |
| 3 | BHOPAL-I | 860 | 19.43 | 26.58 | 21.38 | 29.28 | | |
| 4 | BURHANPUR | 740 | 15.53 | 21.29 | 17.11 | 23.43 | | |
| 5 | CHHINDWARA | 740 | 15.53 | 21.29 | 17.11 | 23.43 | | |
| 6 | CHHATTARPUR | 740 | 15.53 | 21.29 | 17.11 | 23.43 | | |
| 7 | GWALIOR | 860 | 19.43 | 26.58 | 21.38 | 29.28 | | |
| 8 | INDORE-I | 860 | 19.43 | 26.58 | 21.38 | 29.28 | | |
| 9 | INDORE-III | 860 | 19.43 | 26.58 | 21.38 | 29.28 | | |
| 10 | INDORE-IV | 860 | 19.43 | 26.58 | 21.38 | 29.28 | | |
| 11 | INDORE-V | 860 | 19.43 | 26.58 | 21.38 | 29.28 | 110 | 8.18 |
| 12 | KATNI | 740 | 15.53 | 21.29 | 17.11 | 23.43 | | |
| 13 | KHANDWA | 740 | 15.53 | 21.29 | 17.11 | 23.43 | | |
| 14 | MAKSI | 740 | 15.53 | 21.29 | 17.11 | 23.43 | | |
| 15 | MALANPUR | 780 | 16.45 | 22.50 | 18.13 | 24.82 | | |
| 16 | MORENA-I | 740 | 15.53 | 21.29 | 17.11 | 23.43 | | |
| 17 | MORENA-II | 740 | 15.53 | 21.29 | 17.11 | 23.43 | | |
| 18 | NARSINGHPUR | 740 | 15.53 | 21.29 | 17.11 | 23.43 | | |
| 19 | PITHAMPUR | 740 | 15.53 | 21.29 | 17.11 | 23.43 | | |
| 20 | SANWER | 780 | 16.45 | 22.50 | 18.13 | 24.82 | | |
| 21 | SHEOPURKALAN-I | 780 | 16.45 | 22.50 | 18.13 | 24.82 | | |
| 22 | SHEOPURKALAN-II | 780 | 16.45 | 22.50 | 18.13 | 24.82 | | |
| 23 | SOHAGPUR | 740 | 15.53 | 21.29 | 17.11 | 23.43 | | |
| D | STATE-CHHATISGARH | | | | | | | |
| 24 | BHATAPARA-I | 740 | 15.53 | 21.29 | 17.11 | 23.43 | | |
| 25 | BHATAPARA-II | 740 | 15.53 | 21.29 | 17.11 | 23.43 | | |
| 26 | BILASPUR-I | 860 | 19.43 | 26.58 | 21.38 | 29.28 | | |
| 27 | BILASPUR-II | 860 | 19.43 | 26.58 | 21.38 | 29.28 | | |
| 28 | DHAMTARI | 740 | 15.53 | 21.29 | 17.11 | 23.43 | | |
| 29 | RAIGARH-I | 740 | 15.53 | 21.29 | 17.11 | 23.43 | | |
| 30 | RAIGARH-II | 740 | 15.53 | 21.29 | 17.11 | 23.43 | | |
| 31 | RAIPUR-I | 740 | 15.53 | 21.29 | 17.11 | 23.43 | | |
| 32 | RAIPUR-III | 740 | 15.53 | 21.29 | 17.11 | 23.43 | | |
| 33 | RAIPUR-IV | 740 | 15.53 | 21.29 | 17.11 | 23.43 | | |
| NOTE :- STORAGE TARIFF FOR OPEN AREA WILL BE 60% OF COVERED AREA RATE IN GENERAL WAREHOUSING SEGMENT & EXPORT WAREHOUSE ATTACHED TO CFS/ICD AND 75% OF COVERED AREA RATE FOR BONDED WH. | | | | | | | | |



Digitally signed by
RAJEEV KUMAR BANSAL
Date: 2023.03.15
17:47:36 +05'30'

| Sr.No. | Warehouse | WH Category | DWT (Gross Area per sq. ft. per month Tariff) | DWT (Net Area per sq. ft. per month Tariff) | SDWT (Gross Area per sq. ft. per month Tariff) | SDWT (Net Area per sq. ft. per month Tariff) | Fertilizer per MT/month Rate | Bonded per sq. ft. per week Gross Area Tariff |
|-----------|--------------------------|-------------|---|---|--|--|------------------------------|---|
| IV | REGION-CHANDIGARH | | | | | | | |
| E | STATE-HARYANA | | | | | | | |
| 1 | ASSANDH | 740 | 15.53 | 21.29 | 17.11 | 23.43 | | |
| 2 | BARHI | 860 | 19.43 | 26.58 | 21.38 | 29.28 | | |
| 3 | BHIWANI | 740 | 15.53 | 21.29 | 17.11 | 23.43 | | |
| 4 | CHARKHI DADRI | 740 | 15.53 | 21.29 | 17.11 | 23.43 | | |
| 5 | CW BIBIPUR (JIND) | 780 | 16.45 | 22.50 | 18.13 | 24.82 | | |
| 6 | FATEHABAD | 740 | 15.53 | 21.29 | 17.11 | 23.43 | | |
| 7 | GURGAON | 1770 | 45.45 | 62.18 | 50.00 | 68.41 | | |
| 8 | HISSAR | 780 | 16.45 | 22.50 | 18.13 | 24.82 | 110 | |
| 9 | INDRI | 740 | 15.53 | 21.29 | 17.11 | 23.43 | | |
| 10 | JAGADHARI | 740 | 15.53 | 21.29 | 17.11 | 23.43 | | |
| 11 | JAGADHARI(HIRED) | 740 | 15.53 | 21.29 | 17.11 | 23.43 | | |
| 12 | KAITHAL | 740 | 15.53 | 21.29 | 17.11 | 23.43 | | |
| 13 | KARNAL-I | 860 | 19.43 | 26.58 | 21.38 | 29.28 | 110 | |
| 14 | KARNAL-III | 860 | 19.43 | 26.58 | 21.38 | 29.28 | | |
| 15 | KUNDLI | 1400 | 26.68 | 36.53 | 29.37 | 40.15 | | |
| 16 | LADWA | 740 | 15.53 | 21.29 | 17.11 | 23.43 | | |
| 17 | MANDI ADAMPUR | 740 | 15.53 | 21.29 | 17.11 | 23.43 | | |
| 18 | NARAINGARH | 740 | 15.53 | 21.29 | 17.11 | 23.43 | | |
| 19 | NARWANA | 780 | 16.45 | 22.50 | 18.13 | 24.82 | 110 | |
| 20 | ROHTAK | 740 | 15.53 | 21.29 | 17.11 | 23.43 | 95 | |
| 21 | SIRSA | 740 | 15.53 | 21.29 | 17.11 | 23.43 | | |
| 22 | SONEPAT | 780 | 16.45 | 22.50 | 18.13 | 24.82 | 110 | |
| 23 | TOHANA (PEG) | 740 | 15.53 | 21.29 | 17.11 | 23.43 | | |
| 24 | UKLANA | 740 | 15.53 | 21.29 | 17.11 | 23.43 | | |
| F | STATE-PUNJAB | | | | | | | |
| 25 | ABOHAR-I | 740 | 15.53 | 21.29 | 17.11 | 23.43 | | |
| 26 | AJITWAL | 740 | 15.53 | 21.29 | 17.11 | 23.43 | | |
| 27 | AMRITSAR | 1090 | 23.98 | 32.81 | 26.40 | 36.16 | | |
| 28 | AMRITSAR BD (PEG) | 1090 | 23.98 | 32.81 | 26.40 | 36.16 | | |
| 29 | BATHINDA (PEG) | 950 | 20.64 | 28.26 | 22.77 | 31.14 | | |
| 30 | BHOGPUR | 860 | 19.43 | 26.58 | 21.38 | 29.28 | | |
| 31 | BUDLADA(HIRED) | 740 | 15.53 | 21.29 | 17.11 | 23.43 | | |
| 32 | CHANALON | 860 | 19.43 | 26.58 | 21.38 | 29.28 | | |
| 33 | FAZILKA | 740 | 15.53 | 21.29 | 17.11 | 23.43 | | |
| 34 | GARSHANKAR | 740 | 15.53 | 21.29 | 17.11 | 23.43 | | |
| 35 | GURDASPUR | 740 | 15.53 | 21.29 | 17.11 | 23.43 | | |
| 36 | HOSHIARPUR | 740 | 15.53 | 21.29 | 17.11 | 23.43 | | |
| 37 | LUDHIANA | 1090 | 23.98 | 32.81 | 26.40 | 36.16 | | 9.67 |
| 38 | MANDI GOBINDGARH (PE | 740 | 15.53 | 21.29 | 17.11 | 23.43 | | |
| 39 | MANSA | 740 | 15.53 | 21.29 | 17.11 | 23.43 | | |
| 40 | MANSA-II(HIRED) | 740 | 15.53 | 21.29 | 17.11 | 23.43 | | |
| 41 | MOGA-I | 860 | 19.43 | 26.58 | 21.38 | 29.28 | | |
| 42 | MOGA-II (PEG) | 860 | 19.43 | 26.58 | 21.38 | 29.28 | | |
| 43 | MOHALI | 1650 | 39.32 | 53.82 | 43.31 | 59.30 | | 14.78 |
| 44 | MUKTSAR | 740 | 15.53 | 21.29 | 17.11 | 23.43 | | |
| 45 | NABHA | 740 | 15.53 | 21.29 | 17.11 | 23.43 | | |
| 46 | NABHA BD | 740 | 15.53 | 21.29 | 17.11 | 23.43 | | |
| 47 | PATHANKOT BD | 740 | 15.53 | 21.29 | 17.11 | 23.43 | | |
| 48 | ROPAR (PEG) | 860 | 19.43 | 26.58 | 21.38 | 29.28 | | |



Digitally signed by
RAJEEV KUMAR BANSAL
Date: 2023.03.15
17:47:50 +05'30'

| Sr.No. | Warehouse | WH Category | DWT (Gross Area per sq. ft. per month Tariff) | DWT (Net Area per sq. ft. per month Tariff) | SDWT (Gross Area per sq. ft. per month Tariff) | SDWT (Net Area per sq. ft. per month Tariff) | Fertilizer per MT/month Rate | Bonded per sq. ft. per week Gross Area Tariff |
|---|------------------------|-------------|---|---|--|--|------------------------------|---|
| IV | REGION-CHANDIGARH | | | | | | | |
| 49 | SIRHIND | 860 | 19.43 | 26.58 | 21.38 | 29.28 | | |
| G | STATE-HIMACHAL PRADESH | | | | | | | |
| 50 | DEHRA (PEG) | 780 | 16.45 | 22.50 | 18.13 | 24.82 | | |
| 51 | MANDI | 780 | 16.45 | 22.50 | 18.13 | 24.82 | | |
| 52 | SOLAN | 780 | 16.45 | 22.50 | 18.13 | 24.82 | | |
| H | UT-CHANDIGARH | | | | | | | |
| 53 | CHANDIGARH | 1770 | 45.45 | 62.18 | 50.00 | 68.41 | | 17.48 |
| NOTE :- STORAGE TARIFF FOR OPEN AREA WILL BE 60% OF COVERED AREA RATE IN GENERAL WAREHOUSING SEGMENT & EXPORT WAREHOUSE ATTACHED TO CFS/ICD AND 75% OF COVERED AREA RATE FOR BONDED WH. | | | | | | | | |


Digitally signed by
RAJEEV KUMAR BANSAL
Date: 2023.03.15
17:48:02 +05'30'

| Sr.No. | Warehouse | WH Category | DWT (Gross Area per sq. ft. per month Tariff) | DWT (Net Area per sq. ft. per month Tariff) | SDWT (Gross Area per sq. ft. per month Tariff) | SDWT (Net Area per sq. ft. per month Tariff) | Fertilizer per MT/month Rate | Bonded per sq. ft. per week Gross Area Tariff |
|---|--------------------------------------|-------------|---|---|--|--|------------------------------|---|
| V | REGION-CHENNAI | | | | | | | |
| I | STATE- TAMILNADU | | | | | | | |
| 1 | AMBATTUR | 1530 | 33.09 | 45.27 | 36.44 | 49.82 | | |
| 2 | AZHINJIVAKKAM | 1770 | 45.45 | 62.18 | 50.00 | 68.41 | | |
| 3 | CFS, MADHAVARAM | 1530 | 33.09 | 45.27 | 36.44 | 49.82 | | |
| 4 | CFS, TUTICORIN | 950 | 20.64 | 28.26 | 22.77 | 31.14 | | |
| 5 | CHIDAMBARAM | 860 | 19.43 | 26.58 | 21.38 | 29.28 | | |
| 6 | CHROMPET | 1530 | 33.09 | 45.27 | 36.44 | 49.82 | | |
| 7 | CHROMPET (WITH MODERN FACILITY) | 1650 | 39.32 | 53.82 | 43.31 | 59.30 | | |
| 8 | COIMBATORE | 1400 | 26.68 | 36.53 | 29.37 | 40.15 | | |
| 9 | CUDDALORE | 950 | 20.64 | 28.26 | 22.77 | 31.14 | | |
| 10 | ERODE | 1060 | 21.75 | 29.74 | 23.98 | 32.81 | | |
| 11 | HOSUR | 1060 | 21.75 | 29.74 | 23.98 | 32.81 | | |
| 12 | KUMBAKONAM | 860 | 19.43 | 26.58 | 21.38 | 29.28 | | |
| 13 | MADURAI | 1060 | 21.75 | 29.74 | 23.98 | 32.81 | | |
| 14 | MANNARGUDI | 860 | 19.43 | 26.58 | 21.38 | 29.28 | | |
| 15 | MEPZ | 1530 | | | 36.44 | 49.82 | | |
| 16 | MOOLAPALAYAM | 1060 | 21.75 | 29.74 | 23.98 | 32.81 | | |
| 17 | NAGERCOIL | 1060 | 21.75 | 29.74 | 23.98 | 32.81 | | |
| 18 | POLIVAKKAM-II | 1770 | 45.45 | 62.18 | 50.00 | 68.41 | | |
| 19 | ROYAPURAM | 1530 | 33.09 | 45.27 | 36.44 | 49.82 | | |
| 20 | SHOLAVARAM | 1650 | 39.32 | 53.82 | 43.31 | 59.30 | | |
| 21 | SINGANALLUR | 1090 | 23.98 | 32.81 | 26.40 | 36.16 | | |
| 22 | THANJAVUR | 1060 | 21.75 | 29.74 | 23.98 | 32.81 | | |
| 23 | TRICHY | 1060 | 21.75 | 29.74 | 23.98 | 32.81 | | |
| 24 | UDUMALPET | 740 | 15.53 | 21.29 | 17.11 | 23.43 | | |
| 25 | VIRUDHUNAGAR | 1090 | 23.98 | 32.81 | 26.40 | 36.16 | | |
| 26 | VIRUGAMBAKKAM (WITH MODERN FACILITY) | 1650 | 39.32 | 53.82 | 43.31 | 59.30 | | |
| 27 | VIRUGAMBAKKAM (GEN) | 1530 | 33.09 | 45.27 | 36.44 | 49.82 | | |
| J | UT-A&N ISLAND | | | | | | | |
| 28 | PORT BLAIR | 1060 | 21.75 | 29.74 | 23.98 | 32.81 | | |
| K | UT-PUDUCHERRY | | | | | | | |
| 29 | PUDUCHERRY | 860 | 19.43 | 26.58 | 21.38 | 29.28 | | |
| NOTE :- STORAGE TARIFF FOR OPEN AREA WILL BE 60% OF COVERED AREA RATE IN GENERAL WAREHOUSING SEGMENT & EXPORT WAREHOUSE ATTACHED TO CFS/ICD AND 75% OF COVERED AREA RATE FOR BONDED WH. | | | | | | | | |



Digitally signed by
RAJEEV KUMAR
BANSAL
Date: 2023.03.15
17:48:18 +05'30'

| Sr.No. | Warehouse | WH Category | DWT (Gross Area per sq. ft. per month Tariff) | DWT (Net Area per sq. ft. per month Tariff) | SDWT (Gross Area per sq. ft. per month Tariff) | SDWT (Net Area per sq. ft. per month Tariff) | Fertilizer per MT/month Rate | Bonded per sq. ft. per week Gross Area Tariff |
|---|-----------------------------|-------------|---|---|--|--|------------------------------|---|
| VI | REGION-DELHI | | | | | | | |
| L | UT- DELHI | | | | | | | |
| 1 | KIRTI NAGAR | 1800 | 51.03 | 69.80 | 56.14 | 76.77 | | |
| 2 | NANGOLI | 1770 | 45.45 | 62.18 | 50.00 | 68.41 | | |
| 3 | NARELA | 1650 | 39.32 | 53.82 | 43.31 | 59.30 | | |
| 4 | OKHLA-I | 1800 | 51.03 | 69.80 | 56.14 | 76.77 | | 19.43 |
| 5 | OKHLA-II | 1800 | 51.03 | 69.80 | 56.14 | 76.77 | | 19.43 |
| 6 | RP BAGH | 1800 | 51.03 | 69.80 | 56.14 | 76.77 | | 19.43 |
| M | STATE- UTTAR PRADESH | | | | | | | |
| 7 | GR. NOIDA | 1400 | 26.68 | 36.53 | 29.37 | 40.15 | | |
| 8 | KASNA | 1400 | 26.68 | 36.53 | 29.37 | 40.15 | | |
| 9 | NOIDA-68 | 1770 | 45.45 | 62.18 | 50.00 | 68.41 | | |
| 10 | SAHIBABAD-I | 1770 | 45.45 | 62.18 | 50.00 | 68.41 | | |
| 11 | SAHIBABAD-II | 1770 | 45.45 | 62.18 | 50.00 | 68.41 | | |
| 12 | SURAJPUR | 1400 | 26.68 | 36.53 | 29.37 | 40.15 | | |
| NOTE :- STORAGE TARIFF FOR OPEN AREA WILL BE 60% OF COVERED AREA RATE IN GENERAL WAREHOUSING SEGMENT & EXPORT WAREHOUSE ATTACHED TO CFS/ICD AND 75% OF COVERED AREA RATE FOR BONDED WH. | | | | | | | | |




Digitally signed by
RAJEEV KUMAR BANSAL
Date: 2023.03.15
17:48:31 +05'30'

| Sr.No. | Warehouse | WH Category | DWT (Gross Area per sq. ft. per month Tariff) | DWT (Net Area per sq. ft. per month Tariff) | SDWT (Gross Area per sq. ft. per month Tariff) | SDWT (Net Area per sq. ft. per month Tariff) | Fertilizer per MT/month Rate | Bonded per sq. ft. per week Gross Area Tariff |
|---|--------------------------------|-------------|---|---|--|--|------------------------------|---|
| VII | REGION-GUWAHATI | | | | | | | |
| N | STATE- ASSAM | | | | | | | |
| 1 | AMINGAON-I | 950 | 20.64 | 28.26 | 22.77 | 31.14 | | 8.00 |
| 2 | AMINGAON-II | 950 | 20.64 | 28.26 | 22.77 | 31.14 | | |
| 3 | AMINGAON-III | 950 | 20.64 | 28.26 | 22.77 | 31.14 | | |
| 4 | AZARA LAND | 950 | 20.64 | 28.26 | 22.77 | 31.14 | | |
| 5 | DHUBRI | 780 | 16.45 | 22.50 | 18.13 | 24.82 | | |
| 6 | JORHAT-I | 950 | 20.64 | 28.26 | 22.77 | 31.14 | | |
| 7 | JORHAT-II | 780 | 16.45 | 22.50 | 18.13 | 24.82 | | |
| 8 | MALIGAON | 1060 | 21.75 | 29.74 | 23.98 | 32.81 | | 9.67 |
| 9 | SILCHAR | 780 | 16.45 | 22.50 | 18.13 | 24.82 | | |
| 10 | SORBHOG | 950 | 20.64 | 28.26 | 22.77 | 31.14 | 120 | |
| O | STATE-NAGALAND | | | | | | | |
| 11 | DIMAPUR | 780 | 16.45 | 22.50 | 18.13 | 24.82 | | |
| P | STATE-TRIPURA | | | | | | | |
| 12 | AGARTALA (A) | 740 | 15.53 | 21.29 | 17.11 | 23.43 | 110 | |
| 13 | AGARTALA (H) | 780 | 16.45 | 22.50 | 18.13 | 24.82 | 110 | |
| Q | STATE-MANIPUR | | | | | | | |
| 14 | IMPHAL | 950 | 20.64 | 28.26 | 22.77 | 31.14 | | |
| R | STATE-ARUNACHAL PRADESH | | | | | | | |
| 15 | JONAI | 950 | 20.64 | 28.26 | 22.77 | 31.14 | | |
| NOTE :- STORAGE TARIFF FOR OPEN AREA WILL BE 60% OF COVERED AREA RATE IN GENERAL WAREHOUSING SEGMENT & EXPORT WAREHOUSE ATTACHED TO CFS/ICD AND 75% OF COVERED AREA RATE FOR BONDED WH. | | | | | | | | |



Digitally signed by
RAJEEV KUMAR
BANSAL
Date: 2023.03.15
17:48:45 +05'30'


| Sr.No. | Warehouse | WH Category | DWT (Gross Area per sq. ft. per month Tariff) | DWT (Net Area per sq. ft. per month Tariff) | SDWT (Gross Area per sq. ft. per month Tariff) | SDWT (Net Area per sq. ft. per month Tariff) | Fertilizer per MT/month Rate | Bonded per sq. ft. per week Gross Area Tariff |
|--|------------------------------|-------------|---|---|--|--|------------------------------|---|
| VIII | REGION- HYDERABAD | | | | | | | |
| S | STATE- TELANGANA | | | | | | | |
| 1 | ADILABAD | 950 | 20.64 | 28.26 | 22.77 | 31.14 | | |
| 2 | BODHAN | 780 | 16.45 | 22.50 | 18.13 | 24.82 | | |
| 3 | CFS, KUKATPALLY(B) | | | | | | | 12.37 |
| 4 | CHITYAL | 780 | 16.45 | 22.50 | 18.13 | 24.82 | | |
| 5 | FO, SANATHNAGAR | 1090 | 23.98 | 32.81 | 26.40 | 36.16 | | |
| 6 | GADWAL | 780 | 16.45 | 22.50 | 18.13 | 24.82 | | |
| 7 | JANGAON | 740 | 15.53 | 21.29 | 17.11 | 23.43 | | |
| 8 | KARIMNAGAR-I | 950 | 20.64 | 28.26 | 22.77 | 31.14 | | |
| 9 | GARREPALLI/ KARIMNAGAR-II | 950 | 20.64 | 28.26 | 22.77 | 31.14 | | |
| 10 | MAHABUBNAGAR | 950 | 20.64 | 28.26 | 22.77 | 31.14 | | |
| 11 | MEDAK | 780 | 16.45 | 22.50 | 18.13 | 24.82 | | |
| 12 | NAMPALLY | 1090 | 23.98 | 32.81 | 26.40 | 36.16 | | |
| 13 | NIZAMABAD | 1060 | 21.75 | 29.74 | 23.98 | 32.81 | | |
| 14 | SARANGAPUR | 780 | 16.45 | 22.50 | 18.13 | 24.82 | 106 | |
| 15 | SIDDIPET | 780 | 16.45 | 22.50 | 18.13 | 24.82 | | |
| 16 | SURYAPET | 780 | 16.45 | 22.50 | 18.13 | 24.82 | | |
| 17 | WARANGAL | 950 | 20.64 | 28.26 | 22.77 | 31.14 | 120 | |
| T | STATE- ANDHRA PRADESH | | | | | | | |
| 18 | ADONI | 780 | 16.45 | 22.50 | 18.13 | 24.82 | 95 | |
| 19 | ANAKAPALLY | 780 | 16.45 | 22.50 | 18.13 | 24.82 | | |
| 20 | DUGGIRALA | 950 | 20.64 | 28.26 | 22.77 | 31.14 | | |
| 21 | GUDIVADA | 780 | 16.45 | 22.50 | 18.13 | 24.82 | 95 | |
| 22 | GUNTUR | 740 | 15.53 | 21.29 | 17.11 | 23.43 | 95 | |
| 23 | KADAPA | 780 | 16.45 | 22.50 | 18.13 | 24.82 | | |
| 24 | KAIKALUR | 780 | 16.45 | 22.50 | 18.13 | 24.82 | | |
| 25 | KAKINADA | 780 | 16.45 | 22.50 | 18.13 | 24.82 | | |
| 26 | MACHILIPATNAM | 780 | 16.45 | 22.50 | 18.13 | 24.82 | | |
| 27 | NANDIKOTKUR | 780 | 16.45 | 22.50 | 18.13 | 24.82 | | |
| 28 | NANDYAL | 740 | 15.53 | 21.29 | 17.11 | 23.43 | | |
| 29 | NELLORE | 780 | 16.45 | 22.50 | 18.13 | 24.82 | 95 | |
| 30 | NIDAMANUR | 780 | 16.45 | 22.50 | 18.13 | 24.82 | | |
| 31 | ONGOLE | 950 | 20.64 | 28.26 | 22.77 | 31.14 | | |
| 32 | PEDAKAKANI | 740 | 15.53 | 21.29 | 17.11 | 23.43 | 95 | |
| 33 | RAJAHMUNDRY | 740 | 15.53 | 21.29 | 17.11 | 23.43 | | |
| 34 | RAYANAPADU | 780 | 16.45 | 22.50 | 18.13 | 24.82 | | |
| 35 | RENIGUNTA | 780 | 16.45 | 22.50 | 18.13 | 24.82 | 95 | |
| 36 | SATTENAPALLY | 780 | 16.45 | 22.50 | 18.13 | 24.82 | | |
| 37 | TADEPALLIGUDEM | 780 | 16.45 | 22.50 | 18.13 | 24.82 | 95 | |
| 38 | VADLAMUDI | 780 | 16.45 | 22.50 | 18.13 | 24.82 | | |
| 39 | VIJAYAWADA-I | 950 | 20.64 | 28.26 | 22.77 | 31.14 | | |
| 40 | VIJAYAWADA-II | 950 | 20.64 | 28.26 | 22.77 | 31.14 | | |
| 41 | VISAKHAPATNAM-I | 1060 | 21.75 | 29.74 | 23.98 | 32.81 | | |
| NOTE :- STORAGE TARIFF FOR OPEN AREA WILL BE 60% OF COVERED AREA RATE IN GENERAL WAREHOUSING SEGMENT & EXPORT WAREHOUSE ATTACHED TO CFS/ICD AND 75% OF COVERED AREA RATE FOR BONDED WH. | | | | | | | | |



Digitally signed by
RAJEEV KUMAR BANSAL
Date: 2023.03.15
17:49:01 +05'30'

| Sr.No. | Warehouse | WH Category | DWT (Gross Area per sq. ft. per month Tariff) | DWT (Net Area per sq. ft. per month Tariff) | SDWT (Gross Area per sq. ft. per month Tariff) | SDWT (Net Area per sq. ft. month Tariff) | Fertilizer per MT/month Rate | Bonded per sq. ft. per week Gross Area Tariff |
|-----------|-------------------------|-------------|---|---|--|--|------------------------------|---|
| IX | REGION- JAIPUR | | | | | | | |
| U | STATE- RAJASTHAN | | | | | | | |
| 1 | BARAN | 740 | 15.53 | 21.29 | 17.11 | 23.43 | | |
| 2 | BARMER | 860 | 19.43 | 26.58 | 21.38 | 29.28 | | |
| 3 | BEAWAR-I | 780 | 16.45 | 22.50 | 18.13 | 24.82 | | |
| 4 | BEAWAR-II | 780 | 16.45 | 22.50 | 18.13 | 24.82 | | |
| 5 | BHARATPUR | 780 | 16.45 | 22.50 | 18.13 | 24.82 | | |
| 6 | BIKANER-I | 780 | 16.45 | 22.50 | 18.13 | 24.82 | | |
| 7 | BIKANER-II | 780 | 16.45 | 22.50 | 18.13 | 24.82 | | |
| 8 | CHAKSU | 780 | 16.45 | 22.50 | 18.13 | 24.82 | | |
| 9 | CHOMU | 780 | 16.45 | 22.50 | 18.13 | 24.82 | | |
| 10 | DEOLI | 780 | 16.45 | 22.50 | 18.13 | 24.82 | | |
| 11 | HANUMANGARH -I | 740 | 15.53 | 21.29 | 17.11 | 23.43 | | |
| 12 | HANUMANGARH -II | 740 | 15.53 | 21.29 | 17.11 | 23.43 | | |
| 13 | HANUMANGARH -III | 740 | 15.53 | 21.29 | 17.11 | 23.43 | | |
| 14 | JHUNJHUNU | 780 | 16.45 | 22.50 | 18.13 | 24.82 | | |
| 15 | JODHPUR | 860 | 19.43 | 26.58 | 21.38 | 29.28 | | |
| 16 | KOTA-I | 860 | 19.43 | 26.58 | 21.38 | 29.28 | | |
| 17 | KOTA-II | 860 | 19.43 | 26.58 | 21.38 | 29.28 | | |
| 18 | KOTA-III | 780 | 16.45 | 22.50 | 18.13 | 24.82 | | |
| 19 | KOTPUTLI | 780 | 16.45 | 22.50 | 18.13 | 24.82 | | |
| 20 | KUSHALGARH | 740 | 15.53 | 21.29 | 17.11 | 23.43 | | |
| 21 | NAGAU | 780 | 16.45 | 22.50 | 18.13 | 24.82 | | |
| 22 | PARBATSAR | 780 | 16.45 | 22.50 | 18.13 | 24.82 | | |
| 23 | SADULPUR | 780 | 16.45 | 22.50 | 18.13 | 24.82 | | |
| 24 | SIKAR | 780 | 16.45 | 22.50 | 18.13 | 24.82 | | |
| 25 | SITAPURA-I | 1090 | 23.98 | 32.81 | 26.40 | 36.16 | | |
| 26 | SITAPURA-II | 1060 | 21.75 | 29.74 | 23.98 | 32.81 | | |
| 27 | SRIGANGANAGAR-I | 740 | 15.53 | 21.29 | 17.11 | 23.43 | | |
| 28 | SRIGANGANAGAR-II | 740 | 15.53 | 21.29 | 17.11 | 23.43 | | |
| 29 | SRIGANGANAGAR-III | 740 | 15.53 | 21.29 | 17.11 | 23.43 | | |
| 30 | SRIMADHOPUR | 740 | 15.53 | 21.29 | 17.11 | 23.43 | | |
| 31 | SURATGARH | 860 | 19.43 | 26.58 | 21.38 | 29.28 | | |
| 32 | UDAIPUR | 780 | 16.45 | 22.50 | 18.13 | 24.82 | | |


NOTE :- STORAGE TARIFF FOR OPEN AREA WILL BE 60% OF COVERED AREA RATE IN GENERAL WAREHOUSING SEGMENT & EXPORT WAREHOUSE ATTACHED TO CFS/ICD AND 75% OF COVERED AREA RATE FOR BONDED WH.



Digitally signed by
RAJEEV KUMAR BANSAL
Date: 2023.03.15
17:49:16 +05'30'


| Sr.No. | Warehouse | WH Category | DWT (Gross Area per sq. ft. per month Tariff) | DWT (Net Area per sq. ft. per month Tariff) | SDWT (Gross Area per sq. ft. per month Tariff) | SDWT (Net Area per sq. ft. per month Tariff) | Fertilizer per MT/month Rate | Bonded per sq. ft. per week Gross Area Tariff |
|--------|---------------|-------------|---|---|--|--|------------------------------|---|
| X | REGION- KOCHI | | | | | | | |
| V | STATE- KERALA | | | | | | | |
| 1 | EDATHALA | 1060 | 21.75 | 29.74 | 23.98 | 32.81 | | |
| 2 | ERNAKULAM | 1400 | 26.68 | 36.53 | 29.37 | 40.15 | | |
| 3 | KAKKANAD | 1400 | 26.68 | 36.53 | 29.37 | 40.15 | | |
| 4 | KAKKANCHERRY | 950 | 20.64 | 28.26 | 22.77 | 31.14 | | |
| 5 | KANJIKODE | 950 | 20.64 | 28.26 | 22.77 | 31.14 | | |
| 6 | KANNUR | 1400 | 26.68 | 36.53 | 29.37 | 40.15 | | |
| 7 | KOCHI | 1400 | 26.68 | 36.53 | 29.37 | 40.15 | | 10.79 |
| 8 | KOZHIKODE | 1400 | 26.68 | 36.53 | 29.37 | 40.15 | 141 | |
| 9 | KUNNAMTHANAM | 1400 | 26.68 | 36.53 | 29.37 | 40.15 | | |
| 10 | THALASSERY | 1060 | 21.75 | 29.74 | 23.98 | 32.81 | | |
| 11 | TRICHUR | 1060 | 21.75 | 29.74 | 23.98 | 32.81 | | |
| 12 | TRIVANDRUM | 1060 | 21.75 | 29.74 | 23.98 | 32.81 | | |

NOTE :- STORAGE TARIFF FOR OPEN AREA WILL BE 60% OF COVERED AREA RATE IN GENERAL WAREHOUSING SEGMENT & EXPORT WAREHOUSE ATTACHED TO CFS/ICD AND 75% OF COVERED AREA RATE FOR BONDED WH.




Digitally signed by
RAJEEV KUMAR BANSAL
Date: 2023.03.15
17:49:29 +05'30'

| Sr.No. | Warehouse | WH Category | DWT (Gross Area per sq. ft. per month Tariff) | DWT (Net Area per sq. ft. per month Tariff) | SDWT (Gross Area per sq. ft. per month Tariff) | SDWT (Net Area per sq. ft. month Tariff) | Fertilizer per MT/month Rate | Bonded per sq. ft. per week Gross Area Tariff |
|---|---------------------------|-------------|---|---|--|--|------------------------------|---|
| XI | REGION- KOLKATA | | | | | | | |
| W | STATE- WEST BENGAL | | | | | | | |
| 1 | BELDA | 1060 | 21.75 | 29.74 | 23.98 | 32.81 | 126 | |
| 2 | BERHAMPORE | 1060 | 21.75 | 29.74 | 23.98 | 32.81 | | |
| 3 | BISHNUPUR | 1060 | 21.75 | 29.74 | 23.98 | 32.81 | 126 | |
| 4 | BONHOOGHLY | 1090 | 23.98 | 32.81 | 26.40 | 36.16 | | 9.67 |
| 5 | BURDWAN-I | 1060 | 21.75 | 29.74 | 23.98 | 32.81 | 126 | |
| 6 | BURDWAN-II | 950 | 20.64 | 28.26 | 22.77 | 31.14 | | |
| 7 | C.K.ROAD | 950 | 20.64 | 28.26 | 22.77 | 31.14 | 126 | |
| 8 | CFS-KOLKATA | 1060 | 21.75 | 29.74 | 23.98 | 32.81 | | |
| 9 | COOCHBEHAR | 1060 | 21.75 | 29.74 | 23.98 | 32.81 | 126 | |
| 10 | DURGACHAK | 950 | 20.64 | 28.26 | 22.77 | 31.14 | 120 | |
| 11 | HALDIA | 950 | 20.64 | 28.26 | 22.77 | 31.14 | | |
| 12 | IMPORT-EXPORT | 1400 | 26.68 | 36.53 | 29.37 | 40.15 | | 9.76 |
| 13 | KHARAGPUR | 1060 | 21.75 | 29.74 | 23.98 | 32.81 | 126 | |
| 14 | MALDA | 1060 | 21.75 | 29.74 | 23.98 | 32.81 | | |
| 15 | MATIGARA | 1060 | 21.75 | 29.74 | 23.98 | 32.81 | | |
| 16 | MOGRA | 1060 | 21.75 | 29.74 | 23.98 | 32.81 | | |
| 17 | PANCHPARA | 950 | 20.64 | 28.26 | 22.77 | 31.14 | | 9.67 |
| 18 | PANIHATI | 1090 | 23.98 | 32.81 | 26.40 | 36.16 | | |
| 19 | RANINAGAR | 950 | 20.64 | 28.26 | 22.77 | 31.14 | | |
| 20 | SARGACHI | 1060 | 21.75 | 29.74 | 23.98 | 32.81 | | |
| 21 | SARUL | 950 | 20.64 | 28.26 | 22.77 | 31.14 | | |
| 22 | T.T.ROAD | 1090 | 23.98 | 32.81 | 26.40 | 36.16 | | 9.76 |
| 23 | ULUBERIA | 1090 | 23.98 | 32.81 | 26.40 | 36.16 | | |
| NOTE :- STORAGE TARIFF FOR OPEN AREA WILL BE 60% OF COVERED AREA RATE IN GENERAL WAREHOUSING SEGMENT & EXPORT WAREHOUSE ATTACHED TO CFS/ICD AND 75% OF COVERED AREA RATE FOR BONDED WH. | | | | | | | | |




Digitally signed by
RAJEEV KUMAR BANSAL
Date: 2023.03.15
17:49:48 +05'30'

| Sr.No. | Warehouse | WH Category | DWT (Gross Area per sq. ft. per month Tariff) | DWT (Net Area per sq. ft. per month Tariff) | SDWT (Gross Area per sq. ft. per month Tariff) | SDWT (Net Area per sq. ft. per month Tariff) | Fertilizer per MT/month Rate | Bonded per sq. ft. per week Gross Area Tariff |
|---|-----------------------------|-------------|---|---|--|--|------------------------------|---|
| XII | REGION- LUCKNOW | | | | | | | |
| X | STATE- UTTAR PRADESH | | | | | | | |
| 1 | BAHRAICH | 950 | 20.64 | 28.26 | 22.77 | 31.14 | | |
| 2 | BALLIA | 860 | 19.43 | 26.58 | 21.38 | 29.28 | | |
| 3 | BANDA | 950 | 20.64 | 28.26 | 22.77 | 31.14 | | |
| 4 | BASTI | 950 | 20.64 | 28.26 | 22.77 | 31.14 | | |
| 5 | BHADOHI | 1060 | 21.75 | 29.74 | 23.98 | 32.81 | | |
| 6 | BIJNORE | 950 | 20.64 | 28.26 | 22.77 | 31.14 | | |
| 7 | BISALPUR | 860 | 19.43 | 26.58 | 21.38 | 29.28 | | |
| 8 | CHANDAUSI-I | 950 | 20.64 | 28.26 | 22.77 | 31.14 | | |
| 9 | CHANDAUSI-II | 950 | 20.64 | 28.26 | 22.77 | 31.14 | | |
| 10 | CHIRGAON | 860 | 19.43 | 26.58 | 21.38 | 29.28 | | |
| 11 | DADRI | 1530 | 33.09 | 45.27 | 36.44 | 49.82 | | |
| 12 | DUMARIAGANJ | 950 | 20.64 | 28.26 | 22.77 | 31.14 | | |
| 13 | ETAWAH | 950 | 20.64 | 28.26 | 22.77 | 31.14 | | |
| 14 | FAIZABAD | 1060 | 21.75 | 29.74 | 23.98 | 32.81 | | |
| 15 | GHAZIABAD-I | 1770 | 45.45 | 62.18 | 50.00 | 68.41 | | |
| 16 | GOLA GOKARNATH | 860 | 19.43 | 26.58 | 21.38 | 29.28 | | |
| 17 | GONSPUR | 950 | 20.64 | 28.26 | 22.77 | 31.14 | | |
| 18 | GORAKHPUR | 1400 | 26.68 | 36.53 | 29.37 | 40.15 | | |
| 19 | HARDOI | 950 | 20.64 | 28.26 | 22.77 | 31.14 | | |
| 20 | JAHANGIRABAD-I | 780 | 16.45 | 22.5 | 18.13 | 24.82 | | |
| 21 | JAHANGIRABAD-II | 780 | 16.45 | 22.5 | 18.13 | 24.82 | | |
| 22 | JHANSI | 1400 | 26.68 | 36.53 | 29.37 | 40.15 | | |
| 23 | KANPUR-CB | 1060 | 21.75 | 29.74 | 23.98 | 32.81 | | 10.23 |
| 24 | LUCKNOW-I | 1530 | 33.09 | 45.27 | 36.44 | 49.82 | | |
| 25 | LUCKNOW-II | 1530 | 33.09 | 45.27 | 36.44 | 49.82 | | |
| 26 | MAUNATH BHANJAN | 950 | 20.64 | 28.26 | 22.77 | 31.14 | | |
| 27 | MUZAFFAR NAGAR-I | 950 | 20.64 | 28.26 | 22.77 | 31.14 | | |
| 28 | MUZAFFAR NAGAR BD | 950 | 20.64 | 28.26 | 22.77 | 31.14 | | |
| 29 | NAINI | 1400 | 26.68 | 36.53 | 29.37 | 40.15 | | |
| 30 | PAIKSHA | 1400 | 26.68 | 36.53 | 29.37 | 40.15 | | |
| 31 | RAMPUR | 950 | 20.64 | 28.26 | 22.77 | 31.14 | | |
| 32 | ROBERTSGANJ | 950 | 20.64 | 28.26 | 22.77 | 31.14 | | |
| 33 | SAHARANPUR BD | 950 | 20.64 | 28.26 | 22.77 | 31.14 | | |
| 34 | SAHARANPUR -I | 950 | 20.64 | 28.26 | 22.77 | 31.14 | | |
| 35 | SHAHGANJ | 950 | 20.64 | 28.26 | 22.77 | 31.14 | | |
| 36 | SHAHJAHANPUR | 950 | 20.64 | 28.26 | 22.77 | 31.14 | | |
| Y | STATE- UTTRAKHAND | | | | | | | |
| 37 | BAZPUR | 780 | 16.45 | 22.50 | 18.13 | 24.82 | | |
| 38 | DEHRADUN(Nepali farm) | 1650 | 39.32 | 53.82 | 43.31 | 59.3 | | |
| 39 | JASPUR | 950 | 20.64 | 28.26 | 22.77 | 31.14 | | |
| 40 | KASHIPUR-I | 950 | 20.64 | 28.26 | 22.77 | 31.14 | | |
| 41 | KASHIPUR-II | 950 | 20.64 | 28.26 | 22.77 | 31.14 | | |
| 42 | KHATIMA | 1400 | 26.68 | 36.53 | 29.37 | 40.15 | | |
| 43 | SHAMLI | 860 | 19.43 | 26.58 | 21.38 | 29.28 | | |
| 44 | SRI NAGAR | 950 | 20.64 | 28.26 | 22.77 | 31.14 | | |
| NOTE :- STORAGE TARIFF FOR OPEN AREA WILL BE 60% OF COVERED AREA RATE IN GENERAL WAREHOUSING SEGMENT & EXPORT WAREHOUSE ATTACHED TO CFS/ICD AND 75% OF COVERED AREA RATE FOR BONDED WH. | | | | | | | | |




Digitally signed by
RAJEEV KUMAR BANSAL
Date: 2023.03.15
17:50:09 +05'30'

| Sr.No. | Warehouse | WH Category | DWT (Gross Area per sq. ft. per month Tariff) | DWT (Net Area per sq. ft. per month Tariff) | SDWT (Gross Area per sq. ft. per month Tariff) | SDWT (Net Area per sq. ft. per month Tariff) | Fertilizer per MT/month Rate | Bonded per sq. ft. per week Gross Area Tariff |
|---|---------------------------|-------------|---|---|--|--|------------------------------|---|
| XIII | REGION- MUMBAI | | | | | | | |
| Z | STATE- MAHARASHTRA | | | | | | | |
| 1 | AKOLA-I | 950 | 20.64 | 28.26 | 22.77 | 31.14 | | |
| 2 | AKOLA-II | 950 | 20.64 | 28.26 | 22.77 | 31.14 | | |
| 3 | AMBAD (NASIK) | 1090 | 23.98 | 32.81 | 26.40 | 36.16 | | 9.76 |
| 4 | AMBERNATH | 950 | 20.64 | 28.26 | 22.77 | 31.14 | | |
| 5 | AMRAVATI | 1090 | 23.98 | 32.81 | 26.40 | 36.16 | | |
| 6 | BADNERA (PEG) | 860 | 19.43 | 26.58 | 21.38 | 29.28 | | |
| 7 | CFS-D'NODE | 1800 | 51.03 | 69.80 | 56.14 | 76.77 | | |
| 8 | CFS-DISTRIPARK | 1800 | 51.03 | 69.80 | 56.14 | 76.77 | | |
| 9 | CFS LOGISTICS PARK | 1800 | 51.03 | 69.80 | 56.14 | 76.77 | | |
| 10 | CFS-IMPEX PARK | 1800 | 51.03 | 69.80 | 56.14 | 76.77 | | |
| 11 | CHIKALTHANA | 950 | 20.64 | 28.26 | 22.77 | 31.14 | | 8.74 |
| 12 | GONDIA-I | 950 | 20.64 | 28.26 | 22.77 | 31.14 | | |
| 13 | GONDIA-II | 950 | 20.64 | 28.26 | 22.77 | 31.14 | | |
| 14 | ICD PUNE | 1770 | 45.45 | 62.18 | 50.00 | 68.41 | | 10.41 |
| 15 | IRT- KALAMBOLI | 1770 | 45.45 | 62.18 | 50.00 | 68.41 | | 19.43 |
| 16 | KOLHAPUR-I | 950 | 20.64 | 28.26 | 22.77 | 31.14 | | |
| 17 | KOLHAPUR-II | 950 | 20.64 | 28.26 | 22.77 | 31.14 | 120 | |
| 18 | MALIWADA | 860 | 19.43 | 26.58 | 21.38 | 29.28 | | |
| 19 | MIRAJ (G) | 950 | 20.64 | 28.26 | 22.77 | 31.14 | | |
| 20 | MIRAJ BD | 950 | 20.64 | 28.26 | 22.77 | 31.14 | | |
| 21 | NAGPUR | 1400 | 26.68 | 36.53 | 29.37 | 40.15 | | |
| 22 | NANDED | 950 | 20.64 | 28.26 | 22.77 | 31.14 | 120 | |
| 23 | NASIK ROAD | 1090 | 23.98 | 32.81 | 26.40 | 36.16 | 141 | |
| 24 | PUNTAMBA | 950 | 20.64 | 28.26 | 22.77 | 31.14 | | |
| 25 | SANGLI | 950 | 20.64 | 28.26 | 22.77 | 31.14 | 120 | |
| 26 | VASHI | 1800 | 51.03 | 69.80 | 56.14 | 76.77 | | 14.13 |
| 27 | WALUJ-ICD | 860 | 19.43 | 26.58 | 21.38 | 29.28 | | |
| 28 | WASHIM (PEG) | 860 | 19.43 | 26.58 | 21.38 | 29.28 | | |
| 29 | YAVATMAL | 950 | 20.64 | 28.26 | 22.77 | 31.14 | | |
| AA | STATE- GOA | | | | | | | |
| 30 | ICD- VERNA GOA | 1400 | 26.68 | 36.53 | 29.37 | 40.15 | | |
| 31 | ACC SADA GOA | 1400 | 26.68 | 36.53 | 29.37 | 40.15 | | 10.41 |
| NOTE :- STORAGE TARIFF FOR OPEN AREA WILL BE 60% OF COVERED AREA RATE IN GENERAL WAREHOUSING SEGMENT & EXPORT WAREHOUSE ATTACHED TO CFS/ICD AND 75% OF COVERED AREA RATE FOR BONDED WH. | | | | | | | | |



Digitally signed by RAJEEV KUMAR BANSAL
Date: 2023.03.15 17:50:26 +05'30'

| Sr.No. | Warehouse | WH Category | DWT (Gross Area per sq. ft. per month Tariff) | DWT (Net Area per sq. ft. per month Tariff) | SDWT (Gross Area per sq. ft. per month Tariff) | SDWT (Net Area per sq. ft. per month Tariff) | Fertilizer per MT/month Rate | Bonded per sq. ft. per week Gross Area Tariff |
|------------|-------------------------|-------------|---|---|--|--|------------------------------|---|
| XIV | REGION- PATNA | | | | | | | |
| AB | STATE- BIHAR | | | | | | | |
| 1 | ARRAH | 950 | 20.64 | 28.26 | 22.77 | 31.14 | | |
| 2 | BEGUSARAI | 950 | 20.64 | 28.26 | 22.77 | 31.14 | | |
| 3 | BETTIAH | 860 | 19.43 | 26.58 | 21.38 | 29.28 | | |
| 4 | BHAGALPUR | 950 | 20.64 | 28.26 | 22.77 | 31.14 | | |
| 5 | BUXAR | 950 | 20.64 | 28.26 | 22.77 | 31.14 | | |
| 6 | DARBHANGA | 860 | 19.43 | 26.58 | 21.38 | 29.28 | | |
| 7 | FATUHA | 950 | 20.64 | 28.26 | 22.77 | 31.14 | | |
| 8 | KATIHAR | 860 | 19.43 | 26.58 | 21.38 | 29.28 | | |
| 9 | KHAGARIA | 860 | 19.43 | 26.58 | 21.38 | 29.28 | | |
| 10 | KISHANGANJ | 860 | 19.43 | 26.58 | 21.38 | 29.28 | | |
| 11 | MADHEPURA | 860 | 19.43 | 26.58 | 21.38 | 29.28 | | |
| 12 | MOHANIA | 860 | 19.43 | 26.58 | 21.38 | 29.28 | | |
| 13 | MOKAMA | 860 | 19.43 | 26.58 | 21.38 | 29.28 | | |
| 14 | MUNGER | 860 | 19.43 | 26.58 | 21.38 | 29.28 | | |
| 15 | MUSALLAPUR | 1090 | 23.98 | 32.81 | 26.40 | 36.16 | | |
| 16 | NAUGACHHIA | 950 | 20.64 | 28.26 | 22.77 | 31.14 | | |
| 17 | NOKHA | 740 | 15.53 | 21.29 | 17.11 | 23.43 | | |
| 18 | PATNA CITY | 1090 | 23.98 | 32.81 | 26.40 | 36.16 | | |
| 19 | SAMASTIPUR | 860 | 19.43 | 26.58 | 21.38 | 29.28 | | |
| 20 | SIWAN | 860 | 19.43 | 26.58 | 21.38 | 29.28 | | |
| 21 | SUPAUL | 860 | 19.43 | 26.58 | 21.38 | 29.28 | | |
| AC | STATE- JHARKHAND | | | | | | | |
| 22 | CHAIBASA | 860 | 19.43 | 26.58 | 21.38 | 29.28 | | |
| 23 | HAZARIBAGH | 860 | 19.43 | 26.58 | 21.38 | 29.28 | | |
| 24 | JAMSHEDPUR | 1090 | 23.98 | 32.81 | 26.40 | 36.16 | | |
| 25 | RANCHI-I | 1090 | 23.98 | 32.81 | 26.40 | 36.16 | | |
| 26 | RANCHI-II | 1090 | 23.98 | 32.81 | 26.40 | 36.16 | | |
| 27 | SINDRI | 950 | 20.64 | 28.26 | 22.77 | 31.14 | | |
| AD | STATE- ODISHA | | | | | | | |
| 28 | ASKA | 780 | 16.45 | 22.50 | 18.13 | 24.82 | | |
| 29 | BALASORE-I | 950 | 20.64 | 28.26 | 22.77 | 31.14 | | |
| 30 | BALASORE-II | 950 | 20.64 | 28.26 | 22.77 | 31.14 | | |
| 31 | BALJITPADA | 740 | 15.53 | 21.29 | 17.11 | 23.43 | | |
| 32 | BARGARH | 780 | 16.45 | 22.50 | 18.13 | 24.82 | | |
| 33 | BERHAMPUR | 740 | 15.53 | 21.29 | 17.11 | 23.43 | | |
| 34 | BOLANGIR | 780 | 16.45 | 22.50 | 18.13 | 24.82 | | |
| 35 | CHODWAR | 780 | 16.45 | 22.50 | 18.13 | 24.82 | | |
| 36 | CUTTACK | 860 | 19.43 | 26.58 | 21.38 | 29.28 | | |
| 37 | JAJPUR ROAD | 780 | 16.45 | 22.50 | 18.13 | 24.82 | | |
| 38 | JATNI | 950 | 20.64 | 28.26 | 22.77 | 31.14 | | |
| 39 | JEYPORE | 780 | 16.45 | 22.50 | 18.13 | 24.82 | | |
| 40 | JUNAGARH | 780 | 16.45 | 22.50 | 18.13 | 24.82 | | |
| 41 | KALAMATI | 780 | 16.45 | 22.50 | 18.13 | 24.82 | | |
| 42 | KENDUPALLI-I | 780 | 16.45 | 22.50 | 18.13 | 24.82 | | |
| 43 | KENDUPALLI-II | 780 | 16.45 | 22.50 | 18.13 | 24.82 | | |
| 44 | KOKSARA | 740 | 15.53 | 21.29 | 17.11 | 23.43 | | |
| 45 | MARSAGHAI | 780 | 16.45 | 22.50 | 18.13 | 24.82 | | |
| 46 | NABARANGPUR | 780 | 16.45 | 22.50 | 18.13 | 24.82 | | |
| 47 | RAURKELA | 860 | 19.43 | 26.58 | 21.38 | 29.28 | | |



| Sr.No. | Warehouse | WH Category | DWT (Gross Area per sq. ft. per month Tariff) | DWT (Net Area per sq. ft. per month Tariff) | SDWT (Gross Area per sq. ft. per month Tariff) | SDWT (Net Area per sq. ft. per month Tariff) | Fertilizer per MT/month Rate | Bonded per sq. ft. per week Gross Area Tariff |
|------------|----------------------|-------------|---|---|--|--|------------------------------|---|
| XIV | REGION- PATNA | | | | | | | |
| 48 | RAYAGADA | 780 | 16.45 | 22.50 | 18.13 | 24.82 | | |
| 49 | SAKHIGOPAL | 860 | 19.43 | 26.58 | 21.38 | 29.28 | | |
| 50 | SONEPUR | 740 | 15.53 | 21.29 | 17.11 | 23.43 | | |

NOTE :- STORAGE TARIFF FOR OPEN AREA WILL BE 60% OF COVERED AREA RATE IN GENERAL WAREHOUSING SEGMENT & EXPORT WAREHOUSE ATTACHED TO CFS/ICD AND 75% OF COVERED AREA RATE FOR BONDED WH.




Digitally signed by RAJEEV KUMAR BANSAL
Date: 2023.03.15 17:50:53 +05'30'

COMMODITY WISE TARIFF FOR FY 2023-24


ANNEXURE-II

| SL. NO | NAME OF COMMODITY | TYPE OF PKG | PER BAG WT. IN KG | STACK HEIGHT | BAG EQUIVALENT (50 Kg Bag) | RATE PER BAG/UNIT PER MONTH IN PAISE | | | | | | | | | | | REMARKS |
|--------|----------------------|-------------|-------------------|--------------|----------------------------|--------------------------------------|------|------|------|------|------|------|------|------|------|------|-----------|
| | | | | | | CATEGORY OF WAREHOUSE | | | | | | | | | | | |
| | | | | | | 740 | 780 | 860 | 950 | 1060 | 1090 | 1400 | 1530 | 1650 | 1770 | 1800 | |
| 1 | WHEAT | BAG | UPTO 50 | 25 | 1 | 614 | 635 | 699 | 763 | 848 | 861 | 1092 | 1189 | 1279 | 1360 | 1381 | Inc Ins. |
| | | | Above 50 to 75 | 22 | 1.58 | 968 | 1002 | 1102 | 1204 | 1338 | 1358 | 1722 | 1876 | 2018 | 2145 | 2179 | Inc Ins. |
| | | | Above 75 to 100 | 18 | 1.93 | 1185 | 1225 | 1348 | 1473 | 1637 | 1661 | 2107 | 2295 | 2469 | 2625 | 2666 | Inc Ins. |
| 2 | RICE (Non-Basmati) | BAG | UPTO 25 | 20 | 0.78 | 479 | 495 | 545 | 595 | 661 | 671 | 852 | 928 | 998 | 1061 | 1077 | Inc Ins. |
| | | | Above 25 to 50 | 25 | 1.25 | 767 | 794 | 873 | 954 | 1060 | 1076 | 1365 | 1487 | 1599 | 1700 | 1726 | Inc Ins. |
| | | | Above 50 to 75 | 17 | 1.55 | 970 | 1003 | 1104 | 1206 | 1340 | 1360 | 1725 | 1879 | 2021 | 2149 | 2182 | Inc Ins. |
| 3 | RICE (BASMATI) | BAG | UPTO 25 | 16 | 0.75 | 530 | 562 | 600 | 659 | 774 | 816 | 970 | 1124 | 1166 | 1235 | 1325 | Excl Ins. |
| | | | Above 25 to 50 | 13 | 1.2 | 837 | 890 | 957 | 1053 | 1224 | 1261 | 1541 | 1770 | 1844 | 1950 | 2094 | Excl Ins. |
| 4 | PADDY (Non-Basmati) | BAG | UPTO 35 | 16 | 0.82 | 673 | 721 | 737 | 822 | 986 | 1018 | 1230 | 1431 | 1500 | 1553 | 1670 | Inc Ins. |
| | | | Above 35 to 50 | 22 | 0.88 | 875 | 928 | 970 | 1081 | 1272 | 1309 | 1606 | 1850 | 1929 | 2041 | 2184 | Inc Ins. |
| | | | Above 50 to 75 | 15 | 1.79 | 1242 | 1291 | 1432 | 1575 | 1765 | 1794 | 2306 | 2524 | 2723 | 2903 | 2950 | Inc Ins. |
| | | | Above 75 to 85 | 14 | 2.07 | 1437 | 1492 | 1656 | 1822 | 2041 | 2074 | 2666 | 2919 | 3148 | 3358 | 3411 | Inc Ins. |
| 5 | PADDY (BASMATI) | BAG | UPTO 35 | 16 | 0.82 | 673 | 721 | 737 | 822 | 986 | 1018 | 1230 | 1431 | 1500 | 1553 | 1670 | Excl Ins. |
| | | | Above 35 to 50 | 22 | 0.88 | 875 | 928 | 970 | 1081 | 1272 | 1309 | 1606 | 1850 | 1929 | 2041 | 2184 | Excl Ins. |
| | | | Above 50 to 75 | 15 | 1.79 | 1242 | 1291 | 1432 | 1575 | 1765 | 1794 | 2306 | 2524 | 2723 | 2903 | 2950 | Excl Ins. |
| | | | Above 75 to 85 | 14 | 2.07 | 1437 | 1492 | 1656 | 1822 | 2041 | 2074 | 2666 | 2919 | 3148 | 3358 | 3411 | Excl Ins. |
| 6 | MAIZE | BAG | UPTO 50 | 20 | 1 | 694 | 721 | 800 | 880 | 986 | 1002 | 1288 | 1410 | 1521 | 1622 | 1648 | Inc Ins. |
| | | | Above 50 to 75 | 18 | 1.48 | 1027 | 1067 | 1184 | 1302 | 1459 | 1483 | 1906 | 2087 | 2251 | 2401 | 2439 | Inc Ins. |
| | | | Above 75 to 100 | 15 | 1.79 | 1242 | 1291 | 1432 | 1575 | 1765 | 1794 | 2306 | 2524 | 2723 | 2903 | 2950 | Inc Ins. |
| 7 | BAJRA | BAG | UPTO 50 | 20 | 1 | 694 | 721 | 800 | 880 | 986 | 1002 | 1288 | 1410 | 1521 | 1622 | 1648 | Inc Ins. |
| | | | Above 50 to 75 | 18 | 1.48 | 1027 | 1067 | 1184 | 1302 | 1459 | 1483 | 1906 | 2087 | 2251 | 2401 | 2439 | Inc Ins. |
| | | | Above 75 to 100 | 15 | 1.79 | 1242 | 1291 | 1432 | 1575 | 1765 | 1794 | 2306 | 2524 | 2723 | 2903 | 2950 | Inc Ins. |
| 8 | JOWAR | BAG | UPTO 25 | 20 | 0.71 | 496 | 515 | 571 | 629 | 704 | 716 | 920 | 1007 | 1087 | 1159 | 1178 | Inc Ins. |
| | | | Above 25 to 50 | 20 | 1 | 694 | 721 | 800 | 880 | 986 | 1002 | 1288 | 1410 | 1521 | 1622 | 1648 | Inc Ins. |
| | | | Above 50 to 75 | 18 | 1.48 | 1027 | 1067 | 1184 | 1302 | 1459 | 1483 | 1906 | 2087 | 2251 | 2401 | 2439 | Inc Ins. |
| | | | Above 75 to 100 | 15 | 1.79 | 1242 | 1291 | 1432 | 1575 | 1765 | 1794 | 2306 | 2524 | 2723 | 2903 | 2950 | Inc Ins. |
| 9 | RAGI | BAG | UPTO 50 | 22 | 1.21 | 820 | 872 | 968 | 1065 | 1193 | 1219 | 1558 | 1706 | 1840 | 1911 | 1994 | Inc Ins. |
| 10 | BARLEY | BAG | UPTO 50 | 18 | 1.05 | 729 | 757 | 840 | 924 | 1035 | 1052 | 1352 | 1481 | 1597 | 1703 | 1730 | Excl Ins. |
| 11 | KHAPALI (WHEAT HUSK) | BAG | 60 to 80 | 15 | 1.79 | 1242 | 1291 | 1432 | 1575 | 1765 | 1794 | 2306 | 2524 | 2723 | 2903 | 2950 | Inc Ins. |
| 12 | FLOUR | BAG | 50 to 100 | 12 | 2.23 | 1356 | 1501 | 1654 | 1786 | 1885 | 2209 | 2592 | 2698 | 3056 | 3108 | 3294 | Excl Ins. |
| 13 | SAGO | P. BAG | UPTO 50 | 18 | 1 | 694 | 731 | 800 | 880 | 986 | 1002 | 1288 | 1410 | 1521 | 1622 | 1648 | Excl Ins. |
| 14 | SOYABEAN | JUTE BAG | UPTO 50 | 16 | 1.18 | 807 | 851 | 944 | 1038 | 1163 | 1182 | 1520 | 1640 | 1795 | 1852 | 1945 | Excl Ins. |
| | | | Above 55 to 65 | 16 | 1.54 | 1025 | 1110 | 1232 | 1355 | 1455 | 1543 | 1964 | 2050 | 2321 | 2361 | 2500 | Excl Ins. |
| | | | Above 65 to 100 | 15 | 1.79 | 1242 | 1291 | 1432 | 1575 | 1765 | 1794 | 2306 | 2524 | 2723 | 2903 | 2950 | Excl Ins. |
| | | | Above 100 to 115 | 15 | 2.02 | 1356 | 1456 | 1616 | 1778 | 1885 | 2024 | 2602 | 2698 | 3056 | 3108 | 3294 | Excl Ins. |




Digitally signed by RAJEEV KUMAR BANSAL
Date: 2023.03.15 17:51:11 +05'30'

| SL. NO | NAME OF COMMODITY | TYPE OF PKG | PER BAG WT. IN KG | STACK HEIGHT | BAG EQUIVALENT (50 Kg Bag) | RATE PER BAG/UNIT PER MONTH IN PAISE | | | | | | | | | | REMARKS | |
|--------|---|--------------|-------------------|--------------|----------------------------|--------------------------------------|------|------|------|------|------|------|------|------|------|---------|-----------|
| | | | | | | CATEGORY OF WAREHOUSE | | | | | | | | | | | |
| | | | | | | 740 | 780 | 860 | 950 | 1060 | 1090 | 1400 | 1530 | 1650 | 1770 | | 1800 |
| 15 | URAD (BROKEN/WHOLE) | BAG | Above 25to 50 | 20 | 1.07 | 743 | 771 | 856 | 942 | 1055 | 1072 | 1378 | 1509 | 1627 | 1736 | 1763 | Excl Ins. |
| | | | Above 50 to 60 | 20 | 1.2 | 833 | 865 | 960 | 1056 | 1183 | 1202 | 1546 | 1692 | 1825 | 1946 | 1978 | Excl Ins. |
| | | | Above 60 to 100 | 15 | 1.79 | 1242 | 1291 | 1432 | 1575 | 1765 | 1794 | 2306 | 2524 | 2723 | 2903 | 2950 | Excl Ins. |
| 16 | MOONG (BROKEN/WHOLE) | BAG | UPTO 25 | 24 | 0.5 | 456 | 498 | 541 | 562 | 668 | 726 | 816 | 906 | 975 | 1039 | 1097 | Excl Ins. |
| | | | Above 25to 50 | 20 | 1.07 | 743 | 771 | 856 | 942 | 1055 | 1072 | 1378 | 1509 | 1627 | 1736 | 1763 | Excl Ins. |
| | | | Above 50 to 60 | 20 | 1.2 | 833 | 865 | 960 | 1056 | 1183 | 1202 | 1546 | 1692 | 1825 | 1946 | 1978 | Excl Ins. |
| 17 | MASOOR (BROKEN/WHOLE) | BAG | Above 60 to 100 | 15 | 1.79 | 1242 | 1291 | 1432 | 1575 | 1765 | 1794 | 2306 | 2524 | 2723 | 2903 | 2950 | Excl Ins. |
| | | | UPTO 25 | 24 | 0.5 | 456 | 498 | 541 | 562 | 668 | 726 | 816 | 906 | 975 | 1039 | 1097 | Excl Ins. |
| | | | Above 25to 50 | 20 | 1.07 | 743 | 771 | 856 | 942 | 1055 | 1072 | 1378 | 1509 | 1627 | 1736 | 1763 | Excl Ins. |
| 18 | TUR DAL (BROKEN/WHOLE) | BAG | Above 51 to 60 | 20 | 1.2 | 833 | 865 | 960 | 1056 | 1183 | 1202 | 1546 | 1692 | 1825 | 1946 | 1978 | Excl Ins. |
| | | | Above 25 to 50 | 20 | 1.07 | 743 | 771 | 856 | 942 | 1055 | 1072 | 1378 | 1509 | 1627 | 1736 | 1763 | Excl Ins. |
| | | | Above 50 to 60 | 20 | 1.2 | 833 | 865 | 960 | 1056 | 1183 | 1202 | 1546 | 1692 | 1825 | 1946 | 1978 | Excl Ins. |
| 19 | GREEN GRAM (BROKEN/WHOLE) | BAG | Above 60 to 100 | 15 | 1.79 | 1242 | 1291 | 1432 | 1575 | 1765 | 1794 | 2306 | 2524 | 2723 | 2903 | 2950 | Excl Ins. |
| | | | Above 100 to 125 | 14 | 3.23 | 2050 | 2161 | 2383 | 2632 | 2937 | 3020 | 3878 | 4238 | 4570 | 4902 | 4985 | Excl Ins. |
| | | | UPTO 25 | 24 | 0.5 | 456 | 498 | 541 | 562 | 668 | 726 | 816 | 906 | 975 | 1039 | 1097 | Excl Ins. |
| 20 | RED GRAM (BROKEN/WHOLE) | BAG | Above 25 to 50 | 20 | 1.07 | 743 | 771 | 856 | 942 | 1055 | 1072 | 1378 | 1509 | 1627 | 1736 | 1763 | Excl Ins. |
| | | | Above 50 to 60 | 20 | 1.2 | 833 | 865 | 960 | 1056 | 1183 | 1202 | 1546 | 1692 | 1825 | 1946 | 1978 | Excl Ins. |
| | | | Above 60 to 70 | 20 | 1.25 | 868 | 901 | 1000 | 1100 | 1233 | 1253 | 1610 | 1763 | 1901 | 2028 | 2060 | Excl Ins. |
| 21 | BLACK GRAM (WHOLE) | BAG | Above 70 to 100 | 15 | 1.79 | 1242 | 1291 | 1432 | 1575 | 1765 | 1794 | 2306 | 2524 | 2723 | 2903 | 2950 | Excl Ins. |
| | | | Above 100 to 120 | 14 | 2.73 | 1895 | 1968 | 2184 | 2402 | 2692 | 2735 | 3516 | 3849 | 4152 | 4428 | 4499 | Excl Ins. |
| | | | Above 25 to 50 | 20 | 1.07 | 743 | 771 | 856 | 942 | 1055 | 1072 | 1378 | 1509 | 1627 | 1736 | 1763 | Excl Ins. |
| 22 | ALL PULSES (Broken/Whole) (other than given at sl 15 to 21 above) | BAG | Above 50 to 60 | 20 | 1.2 | 833 | 865 | 960 | 1056 | 1183 | 1202 | 1546 | 1692 | 1825 | 1946 | 1978 | Excl Ins. |
| | | | Above 60 to 100 | 15 | 1.79 | 1242 | 1291 | 1432 | 1575 | 1765 | 1794 | 2306 | 2524 | 2723 | 2903 | 2950 | Excl Ins. |
| | | | UPTO 50 | 22 | 1.13 | 784 | 815 | 904 | 994 | 1114 | 1132 | 1455 | 1593 | 1719 | 1833 | 1862 | Excl Ins. |
| 23 | YELLOW PEAS | BAG | Above 50 to 95 | 15 | 1.79 | 1242 | 1291 | 1432 | 1575 | 1765 | 1794 | 2306 | 2524 | 2723 | 2903 | 2950 | Excl Ins. |
| 24 | PEAS | PLASTIC PACK | UPTO 52 | 20 | 0.91 | 684 | 710 | 790 | 869 | 975 | 986 | 1272 | 1378 | 1484 | 1569 | 1622 | Excl Ins. |




Digitally signed by
RAJEEV KUMAR BANSAL
Date: 2023.03.15
17:51:25 +05'30'

| SL. NO | NAME OF COMMODITY | TYPE OF PKG | PER BAG WT. IN KG | STACK HEIGHT | BAG EQUIVALENT (50 Kg Bag) | RATE PER BAG/UNIT PER MONTH IN PAISE | | | | | | | | | | | REMARKS |
|--------|-------------------------|-------------|-------------------|--------------|----------------------------|--------------------------------------|------|------|------|------|------|------|------|------|------|------|-----------|
| | | | | | | CATEGORY OF WAREHOUSE | | | | | | | | | | | |
| | | | | | | 740 | 780 | 860 | 950 | 1060 | 1090 | 1400 | 1530 | 1650 | 1770 | 1800 | |
| 25 | BENGAL GRAM | BAG | UPTO 50 | 20 | 1.07 | 743 | 771 | 856 | 942 | 1055 | 1072 | 1378 | 1509 | 1627 | 1736 | 1763 | Excl Ins. |
| | | | Above 50to 60 | 20 | 1.27 | 881 | 916 | 1016 | 1118 | 1252 | 1273 | 1636 | 1791 | 1918 | 2060 | 2077 | Excl Ins. |
| | | | Above 60 to 80 | 18 | 1.52 | 1055 | 1096 | 1216 | 1338 | 1499 | 1523 | 1958 | 2143 | 2312 | 2465 | 2505 | Excl Ins. |
| | | | Above 80 to 100 | 16 | 1.91 | 1326 | 1377 | 1528 | 1681 | 1883 | 1914 | 2460 | 2693 | 2905 | 3098 | 3148 | Excl Ins. |
| | | | Above 100 to 115 | 15 | 2.41 | 1673 | 1738 | 1928 | 2121 | 2376 | 2415 | 3104 | 3398 | 3666 | 3909 | 3972 | Excl Ins. |
| 26 | BLACK GRAM (Broken) | BAG | UPTO 40 | 16 | 0.89 | 657 | 689 | 726 | 785 | 881 | 912 | 1150 | 1259 | 1359 | 1448 | 1472 | Excl Ins. |
| 27 | ANISEED | BAG | 50 to 75 | 15 | 1.79 | 1164 | 1217 | 1356 | 1481 | 1640 | 1686 | 2176 | 2361 | 2553 | 2731 | 2777 | Excl Ins. |
| 28 | ARECANUT | BAG | 50 to 75 | 15 | 1.79 | 1164 | 1217 | 1356 | 1481 | 1640 | 1686 | 2176 | 2361 | 2553 | 2731 | 2777 | Excl Ins. |
| 29 | CUMMIN | BAG | 50 to 75 | 15 | 1.79 | 1164 | 1217 | 1356 | 1481 | 1640 | 1686 | 2176 | 2361 | 2553 | 2731 | 2777 | Excl Ins. |
| 30 | GINGER | BAG | 50 to 75 | 15 | 1.79 | 1164 | 1217 | 1356 | 1481 | 1640 | 1686 | 2176 | 2361 | 2553 | 2731 | 2777 | Excl Ins. |
| 31 | AJWAIN | BAG | UPTO 50 | 14 | 2.3 | 1596 | 1658 | 1840 | 2024 | 2268 | 2305 | 2962 | 3243 | 3498 | 3731 | 3790 | Excl Ins. |
| 32 | CORIANDER (DHANIA) | BAG | UPTO 40 | 15 | 1.66 | 1084 | 1130 | 1263 | 1375 | 1527 | 1574 | 2024 | 2195 | 2368 | 2539 | 2585 | Excl Ins. |
| | | | Above 40 to 75 | 15 | 1.79 | 1164 | 1217 | 1356 | 1481 | 1640 | 1686 | 2176 | 2361 | 2553 | 2731 | 2777 | Excl Ins. |
| 33 | FENUGREEK (METHI) | BAG | UPTO 50 | 15 | 1.45 | 945 | 972 | 1084 | 1183 | 1323 | 1356 | 1746 | 1918 | 2050 | 2188 | 2229 | Excl Ins. |
| 34 | BLACK PEPPER | BAG | 50 to 75 | 15 | 1.79 | 1242 | 1291 | 1432 | 1575 | 1765 | 1794 | 2306 | 2524 | 2723 | 2903 | 2950 | Excl Ins. |
| 35 | CHILLIES | BAG | UPTO 10 | 5 | 0.8 | 559 | 577 | 643 | 704 | 789 | 802 | 1030 | 1128 | 1217 | 1298 | 1318 | Excl Ins. |
| | | | Above 10 to 40 | 10 | 3.57 | 2347 | 2574 | 2791 | 2870 | 3260 | 3532 | 4140 | 4484 | 4893 | 5184 | 5495 | Excl Ins. |
| 36 | TURMERIC | BULK | UPTO 75 | 15 | 1.79 | 1151 | 1204 | 1329 | 1462 | 1627 | 1666 | 2149 | 2341 | 2527 | 2705 | 2751 | Excl Ins. |
| | | BAG | UPTO 75 | 15 | 1.79 | 1151 | 1204 | 1329 | 1462 | 1627 | 1666 | 2149 | 2341 | 2527 | 2705 | 2751 | Excl Ins. |
| | | | Above 75 to 90 | 15 | 1.79 | 1242 | 1291 | 1432 | 1575 | 1746 | 1794 | 2306 | 2524 | 2723 | 2903 | 2950 | Excl Ins. |
| | | | Above 90 to 100 | 13 | 2.27 | 1527 | 1574 | 1746 | 1931 | 2142 | 2188 | 2837 | 3088 | 3333 | 3571 | 3631 | Excl Ins. |
| | | | Above 100 to 115 | 12 | 2.66 | 1707 | 1772 | 1964 | 2162 | 2400 | 2467 | 3188 | 3479 | 3743 | 4014 | 4080 | Excl Ins. |
| 37 | SALT | BAG | UPTO 50 | 16 | 1 | 694 | 721 | 800 | 880 | 986 | 1002 | 1288 | 1410 | 1521 | 1622 | 1648 | Excl Ins. |
| 38 | RAW CHASHEW | BAG | UPTO 80 | 15 | 1.79 | 1242 | 1291 | 1432 | 1575 | 1765 | 1794 | 2306 | 2524 | 2723 | 2903 | 2950 | Excl Ins. |
| 39 | MILK POWDER | BAG | UPTO 25 | 22 | 0.89 | 543 | 569 | 628 | 688 | 781 | 820 | 998 | 1091 | 1178 | 1257 | 1296 | Excl Ins. |
| 40 | AMBADI | BAG | 50 to 100 | 15 | 1.79 | 1242 | 1291 | 1432 | 1575 | 1765 | 1794 | 2306 | 2524 | 2723 | 2903 | 2950 | Excl Ins. |
| 41 | CASTOR | BAG | 50 to 100 | 15 | 1.79 | 1242 | 1291 | 1432 | 1575 | 1765 | 1794 | 2306 | 2524 | 2723 | 2903 | 2950 | Excl Ins. |
| 42 | LINSEED | BAG | 50 to 100 | 15 | 1.79 | 1242 | 1291 | 1432 | 1575 | 1765 | 1794 | 2306 | 2524 | 2723 | 2903 | 2950 | Excl Ins. |
| 43 | TARAMIRA / MUSTARD SEED | BAG | UPTO 50 | 24 | 0.79 | 647 | 705 | 769 | 791 | 881 | 954 | 1135 | 1217 | 1321 | 1400 | 1484 | Excl Ins. |
| | | | Above 50 to 100 | 15 | 1.79 | 1242 | 1291 | 1432 | 1575 | 1765 | 1794 | 2306 | 2524 | 2723 | 2903 | 2950 | Excl Ins. |
| 44 | SAFLOWER | BAG | UPTO 40 | 16 | 1.34 | 930 | 966 | 1072 | 1179 | 1321 | 1343 | 1726 | 1889 | 2038 | 2173 | 2208 | Excl Ins. |
| | | | Above 40 to 100 | 15 | 1.79 | 1242 | 1291 | 1432 | 1575 | 1765 | 1794 | 2306 | 2524 | 2723 | 2903 | 2950 | Excl Ins. |
| 45 | SESAME | BAG | UPTO 70 | 15 | 1.64 | 1138 | 1182 | 1312 | 1443 | 1617 | 1643 | 2112 | 2312 | 2494 | 2660 | 2703 | Excl Ins. |
| | | | Above 70 to 100 | 15 | 1.79 | 1242 | 1291 | 1432 | 1575 | 1765 | 1794 | 2306 | 2524 | 2723 | 2903 | 2950 | Excl Ins. |
| 46 | SUNFLOWER | BAG | 50 to 100 | 15 | 1.79 | 1242 | 1291 | 1432 | 1575 | 1765 | 1794 | 2306 | 2524 | 2723 | 2903 | 2950 | Excl Ins. |
| | | | UPTO 30 | 14 | 1.59 | 1101 | 1144 | 1269 | 1396 | 1564 | 1590 | 2044 | 2237 | 2413 | 2574 | 2615 | Excl Ins. |
| 47 | SUNN HEMP | BAG | 50 to 100 | 15 | 1.79 | 1242 | 1291 | 1432 | 1575 | 1765 | 1794 | 2306 | 2524 | 2723 | 2903 | 2950 | Excl Ins. |




Digitally signed by
RAJEEV KUMAR BANSAL
Date: 2023.03.15 17:51:39
+05'30'

| SL. NO | NAME OF COMMODITY | TYPE OF PKG | PER BAG WT. IN KG | STACK HEIGHT | BAG EQUIVALENT (50 Kg Bag) | RATE PER BAG/UNIT PER MONTH IN PAISE | | | | | | | | | | | REMARKS |
|--------|---------------------|---------------------|-------------------|--------------|----------------------------|--------------------------------------|------|------|------|-------|-------|-------|-------|-------|-------|-------|-----------|
| | | | | | | CATEGORY OF WAREHOUSE | | | | | | | | | | | |
| | | | | | | 740 | 780 | 860 | 950 | 1060 | 1090 | 1400 | 1530 | 1650 | 1770 | 1800 | |
| 48 | SOYABEANS OIL SEED | BAG | 50 to 60 | 20 | 1 | 694 | 721 | 800 | 880 | 986 | 1002 | 1288 | 1410 | 1521 | 1622 | 1648 | Excl Ins. |
| | | | Above 70 to 100 | 15 | 1.79 | 1242 | 1291 | 1432 | 1575 | 1765 | 1794 | 2306 | 2524 | 2723 | 2903 | 2950 | Excl Ins. |
| 49 | GROUNDNUT KERNELS | BAG | UPTO 50 | 15 | 1.66 | 1149 | 1193 | 1324 | 1456 | 1632 | 1658 | 2132 | 2334 | 2517 | 2685 | 2728 | Excl Ins. |
| 50 | GROUNDNUT KERNELS | BAG | Above 50 to 100 | 15 | 1.79 | 1242 | 1291 | 1432 | 1575 | 1765 | 1794 | 2306 | 2524 | 2723 | 2903 | 2950 | Excl Ins. |
| 51 | COTTON SEEDS | BAG | Above 25 to 40 | 18 | 1.13 | 702 | 734 | 813 | 899 | 998 | 1045 | 1310 | 1428 | 1541 | 1640 | 1680 | Excl Ins. |
| | | | Above 40 to 50 | 18 | 1.48 | 959 | 992 | 1104 | 1217 | 1349 | 1389 | 1786 | 1931 | 2077 | 2241 | 2282 | Excl Ins. |
| | | | Above 50 to 60 | 18 | 1.79 | 1242 | 1291 | 1432 | 1575 | 1765 | 1794 | 2306 | 2524 | 2723 | 2903 | 2950 | Excl Ins. |
| 52 | GROUNDNUT(PODS) BAG | BAG | Above 30 to 40 | 16 | 1.93 | 1210 | 1250 | 1342 | 1455 | 1613 | 1654 | 2090 | 2262 | 2440 | 2606 | 2645 | Excl Ins. |
| | | | Above 40 to 49 | 13 | 2.27 | 1534 | 1587 | 1765 | 1938 | 2156 | 2241 | 2857 | 3108 | 3352 | 3590 | 3650 | Excl Ins. |
| | | | Above 49 to 60 | 13 | 3.62 | 1980 | 2057 | 2283 | 2508 | 2811 | 2855 | 3674 | 4021 | 4340 | 4626 | 4697 | Excl Ins. |
| 53 | Groundnut Pod Seed | BAG | UPTO 20 | 13 | 1.84 | 1278 | 1328 | 1473 | 1621 | 1816 | 1845 | 2372 | 2597 | 2801 | 2987 | 3035 | Excl Ins. |
| | | | Above 20 to 30 | 12 | 2.33 | 1619 | 1682 | 1867 | 2053 | 2301 | 2338 | 3005 | 3290 | 3549 | 3785 | 3845 | Excl Ins. |
| 54 | SOYABEAN OIL | CARTON | 12 LTR | 5 | 0.75 | 546 | 572 | 625 | 689 | 774 | 816 | 1007 | 1102 | 1177 | 1261 | 1293 | Excl Ins. |
| 55 | SUGAR/KHANDSARI | BAG | UPTO 50 | 24 | 0.89 | 618 | 642 | 712 | 783 | 878 | 892 | 1146 | 1255 | 1354 | 1444 | 1467 | Excl Ins. |
| | | BAG | Above 50 to 100 | 15 | 1.79 | 1242 | 1291 | 1432 | 1575 | 1765 | 1794 | 2306 | 2524 | 2723 | 2903 | 2950 | Excl Ins. |
| 56 | JAGGERY | LUMPS | UPTO 15 | 5 | 0.39 | 252 | 278 | 305 | 331 | 384 | 391 | 463 | 522 | 575 | 601 | 628 | Excl Ins. |
| | | BUCKET SHAPED | UPTO 34 | 3 | 1.11 | 770 | 800 | 888 | 977 | 1094 | 1112 | 1430 | 1565 | 1688 | 1800 | 1829 | Excl Ins. |
| | | LUMPS | | 2 | 1.66 | 1152 | 1197 | 1328 | 1461 | 1637 | 1663 | 2138 | 2341 | 2525 | 2693 | 2736 | Excl Ins. |
| | | BAG | UPTO 50 | 5 | 2.66 | 1534 | 1594 | 1765 | 1950 | 2156 | 2248 | 2857 | 3108 | 3359 | 3597 | 3664 | Excl Ins. |
| | | POWDER | UPTO 40 | 20 | 0.64 | 797 | 827 | 919 | 1010 | 1132 | 1150 | 1479 | 1619 | 1747 | 1861 | 1892 | Excl Ins. |
| | | POWDER | 50-80 | 12 | 1.86 | 1065 | 1098 | 1217 | 1342 | 1495 | 1548 | 1957 | 2183 | 2315 | 2467 | 2513 | Excl Ins. |
| 57 | COTTON BALES | BALES | UPTO 200 | 6 | 5.95 | 4129 | 4290 | 4760 | 5236 | 5867 | 6683 | 7664 | 8390 | 9050 | 9459 | 9806 | Excl Ins. |
| | | | Above 200 | 6 | 8.93 | 6049 | 6439 | 7144 | 7858 | 8805 | 9614 | 11305 | 12236 | 13363 | 14484 | 14717 | Excl Ins. |
| 58 | FIBRES/ COTTON YARN | BALE | UPTO 50 | 12 | 2.66 | 1680 | 1739 | 1938 | 2136 | 2368 | 2427 | 3135 | 3412 | 3677 | 3948 | 4014 | Excl Ins. |
| | | | Above 90 to 180 | 6 | 5.95 | 3902 | 4290 | 4760 | 5131 | 5442 | 5992 | 7473 | 7796 | 8861 | 9019 | 9562 | Excl Ins. |
| | | | Above 180 | 4 | 8.93 | 5641 | 5859 | 6526 | 7188 | 7961 | 8193 | 10594 | 11493 | 12432 | 13350 | 13583 | Excl Ins. |
| 59 | JUTE GUNNIES | BUNDLE | 10 GUNNIES | 10 | 0.39 | 252 | 278 | 305 | 331 | 384 | 391 | 463 | 522 | 575 | 601 | 628 | Excl Ins. |
| | | BALES FULLY PRESSED | UPTO 350 | 4 | 8.13 | 5119 | 5330 | 5932 | 6533 | 7235 | 7452 | 9635 | 10435 | 11314 | 12141 | 12345 | Excl Ins. |
| | | | Above 350 | 4 | 11.91 | 7512 | 7803 | 8683 | 9568 | 10620 | 10924 | 14117 | 15315 | 16577 | 17794 | 18099 | Excl Ins. |
| 60 | JUTE | BALE | PER BALE | 8 | 6.16 | 4275 | 4441 | 4928 | 5421 | 6038 | 6172 | 7934 | 8686 | 9369 | 9992 | 10152 | Excl Ins. |
| 61 | COPRA | BAG | UPTO 50 | 12 | 2.23 | 1548 | 1608 | 1784 | 1962 | 2199 | 2234 | 2872 | 3144 | 3392 | 3617 | 3675 | Excl Ins. |
| 62 | MILLING COPRA | BAG | UPTO 50 | 12 | 3.64 | 2328 | 2427 | 2705 | 2976 | 3294 | 3379 | 4378 | 4748 | 5131 | 5515 | 5607 | Excl Ins. |
| 63 | JOWAR | BAG | 50 to 100 | 10 | 2.66 | 1846 | 1918 | 2128 | 2341 | 2623 | 2665 | 3426 | 3751 | 4046 | 4315 | 4384 | Excl Ins. |
| 64 | COFFEE SEEDS/BEANS | BAG | UPTO 60 | 12 | 2.05 | 1423 | 1478 | 1640 | 1804 | 2021 | 2054 | 2640 | 2891 | 3118 | 3325 | 3378 | Excl Ins. |
| 65 | TULSI SEED | BAG | UPTO 50 | 15 | 1.79 | 1151 | 1204 | 1329 | 1462 | 1627 | 1666 | 2149 | 2341 | 2527 | 2705 | 2751 | Excl Ins. |



Digitally signed by
RAJEEV KUMAR BANSAL
Date: 2023.03.15
17:51:55 +05'30'

| SL. NO | NAME OF COMMODITY | TYPE OF PKG | PER BAG WT. IN KG | STACK HEIGHT | BAG EQUIVALENT (50 Kg Bag) | RATE PER BAG/UNIT PER MONTH IN PAISE | | | | | | | | | | | REMARKS |
|--------|-----------------------|-------------|-------------------|--------------|----------------------------|--------------------------------------|-------|-------|-------|-------|-------|-------|-------|-------|-------|-------|-----------|
| | | | | | | CATEGORY OF WAREHOUSE | | | | | | | | | | | |
| | | | | | | 740 | 780 | 860 | 950 | 1060 | 1090 | 1400 | 1530 | 1650 | 1770 | 1800 | |
| 66 | CERTIFIED BARLEY SEED | BAG | UPTO 30 | 13 | 1.77 | 1228 | 1276 | 1416 | 1558 | 1745 | 1774 | 2280 | 2496 | 2692 | 2871 | 2917 | Excl Ins. |
| 67 | CERTIFIED SOYABEAN | JUTE BAG | UPTO 40 | 12 | 1.68 | 1166 | 1211 | 1344 | 1478 | 1656 | 1683 | 2164 | 2369 | 2555 | 2725 | 2769 | Excl Ins. |
| 68 | CERTIFIED GRAM SEED | JUTE BAG | UPTO 30 | 15 | 1.13 | 784 | 815 | 904 | 994 | 1114 | 1132 | 1455 | 1593 | 1719 | 1833 | 1862 | Excl Ins. |
| | | | Above 30 to 40 | 15 | 1.25 | 868 | 901 | 1000 | 1100 | 1233 | 1253 | 1610 | 1763 | 1901 | 2028 | 2060 | Excl Ins. |
| | | | Above 40 to 50 | 13 | 1.97 | 1370 | 1424 | 1579 | 1737 | 1947 | 1978 | 2543 | 2784 | 3003 | 3202 | 3254 | Excl Ins. |
| 69 | PADDY SEED | CLOTH BAG | UPTO 12 | 24 | 0.5 | 347 | 361 | 390 | 437 | 493 | 501 | 635 | 705 | 761 | 787 | 800 | Excl Ins. |
| | | HESSIA | UPTO 30 | 20 | 1 | 661 | 681 | 760 | 834 | 933 | 959 | 1224 | 1336 | 1435 | 1534 | 1574 | Excl Ins. |
| 70 | Bengal Gram Seed | BAG | UPTO 25 | 16 | 0.92 | 640 | 665 | 737 | 811 | 909 | 924 | 1187 | 1300 | 1402 | 1495 | 1519 | Excl Ins. |
| 71 | RICE BRAN | BAG | 50 to 85 | 15 | 1.79 | 1065 | 1098 | 1217 | 1342 | 1495 | 1554 | 1957 | 2183 | 2315 | 2467 | 2513 | Excl Ins. |
| 72 | WHEAT SEED | BAG | UPTO 20 | 18 | 0.68 | 443 | 476 | 509 | 555 | 649 | 681 | 827 | 913 | 966 | 1019 | 1045 | Excl Ins. |
| | | | UPTO 40 | 16 | 1.27 | 807 | 840 | 926 | 1019 | 1137 | 1190 | 1501 | 1654 | 1760 | 1885 | 1918 | Excl Ins. |
| | | | ABOVE 40 | 15 | 1.79 | 1151 | 1204 | 1329 | 1462 | 1627 | 1666 | 2149 | 2341 | 2527 | 2705 | 2751 | Excl Ins. |
| 73 | BLACKGRAM (HUSK) | BAG | 50 to 70 | 12 | 2.23 | 1183 | 1231 | 1369 | 1501 | 1666 | 1707 | 2202 | 2407 | 2579 | 2777 | 2830 | Excl Ins. |
| 74 | BLACKGRAM (FLOUR) | BAG | 50 to 100 | 10 | 2.66 | 1488 | 1541 | 1707 | 1885 | 2096 | 2142 | 2770 | 3029 | 3246 | 3479 | 3537 | Excl Ins. |
| 75 | OIL CAKES | BAG | UPTO 50 | 20 | 0.69 | 859 | 890 | 989 | 1088 | 1219 | 1239 | 1592 | 1743 | 1880 | 2004 | 2038 | Excl Ins. |
| | | | Above 50 to 75 | 15 | 1.79 | 1065 | 1098 | 1217 | 1342 | 1495 | 1554 | 1957 | 2183 | 2315 | 2467 | 2513 | Excl Ins. |
| 76 | CEMENT | BAG | UPTO 50 | 12 | 1.34 | 794 | 840 | 913 | 1005 | 1125 | 1190 | 1469 | 1607 | 1719 | 1845 | 1878 | Excl Ins. |
| 77 | TOPICA STRACH | BAG | 50 to 100 | 15 | 1.79 | 1151 | 1204 | 1329 | 1462 | 1627 | 1693 | 2149 | 2347 | 2527 | 2705 | 2751 | Excl Ins. |
| 78 | BIO FERTILIZER | CARTON | UPTO 10 | 5 | 1.3 | 767 | 807 | 873 | 959 | 1078 | 1125 | 1402 | 1548 | 1647 | 1765 | 1799 | Excl Ins. |
| | | | Above 10 to 20 | 5 | 1.54 | 1069 | 1110 | 1232 | 1355 | 1518 | 1543 | 1984 | 2171 | 2342 | 2498 | 2538 | Excl Ins. |
| 79 | RUBBER BUNDLE RSS IV | BUNDLE | UPTO 50 | 6 | 2.55 | 1770 | 1839 | 2040 | 2244 | 2514 | 2555 | 3284 | 3596 | 3879 | 4136 | 4202 | Excl Ins. |
| 80 | IRON & STEEL | BULK | PER MT | 1 | 24.96 | 7747 | 8039 | 8927 | 9814 | 10999 | 11178 | 14369 | 15728 | 16972 | 18092 | 18390 | Excl Ins. |
| 81 | TARPAULINS | | PER UNIT | 1 | 18.75 | 13828 | 14390 | 16011 | 17644 | 19536 | 20145 | 26050 | 28207 | 30570 | 32834 | 33390 | Excl Ins. |
| 82 | BARLEY MALT | BAG | UPTO 50 | 16 | 1.68 | 1166 | 1211 | 1344 | 1478 | 1656 | 1683 | 2164 | 2369 | 2555 | 2725 | 2769 | Excl Ins. |
| 83 | FOXTAIL MILLET | BAG | UPTO 50 | 17 | 1.05 | 729 | 757 | 840 | 924 | 1035 | 1052 | 1352 | 1481 | 1597 | 1703 | 1730 | Excl Ins. |
| 84 | OATS | BAG | UPTO 50 | 18 | 1.07 | 743 | 771 | 856 | 942 | 1055 | 1072 | 1378 | 1509 | 1627 | 1736 | 1763 | Excl Ins. |
| | | | Above 50 to 75 | 14 | 3.04 | 2110 | 2192 | 2432 | 2675 | 2997 | 3046 | 3916 | 4286 | 4624 | 4931 | 5010 | Excl Ins. |
| 85 | DE-OILED SOYA BRAN | BAG | 65 to 70 | 14 | 2.5 | 1735 | 1803 | 2000 | 2200 | 2465 | 2505 | 3220 | 3525 | 3803 | 4055 | 4120 | Excl Ins. |
| 86 | CLOVES CARTON BOX | BOX | UPTO 10 | 20 | 1.05 | 729 | 757 | 840 | 924 | 1035 | 1052 | 1352 | 1481 | 1597 | 1703 | 1730 | Excl Ins. |
| 87 | SOYA DOC | BAG | UPTO 50 | 18 | 1.54 | 1069 | 1110 | 1232 | 1355 | 1518 | 1543 | 1984 | 2171 | 2342 | 2498 | 2538 | Excl Ins. |
| 88 | SOYA FEED | BAG | UPTO 55 | 18 | 1.48 | 1027 | 1067 | 1184 | 1302 | 1459 | 1483 | 1906 | 2087 | 2251 | 2401 | 2439 | Excl Ins. |
| 89 | TENDUPATTA | BAG | 25 to 50 | 15 | 3.05 | 2117 | 2199 | 2440 | 2684 | 3007 | 3056 | 3928 | 4301 | 4639 | 4947 | 5026 | Excl Ins. |
| 90 | CINNAMON CARTON BOX | BOX | UPTO 10 | 9 | 2.04 | 627 | 649 | 726 | 798 | 891 | 908 | 1166 | 1276 | 1375 | 1469 | 1491 | Excl Ins. |
| 91 | TAMARIND (SEEDLESS) | BAG | UPTO 10 | 15 | 0.32 | 233 | 254 | 276 | 302 | 329 | 339 | 429 | 466 | 504 | 541 | 551 | Excl Ins. |




Digitally signed by
RAJEEV KUMAR BANSAL
Date: 2023.03.15
17:52:08 +05'30'

| SL. NO | NAME OF COMMODITY | TYPE OF PKG | PER BAG WT. IN KG | STACK HEIGHT | BAG EQUIVALENT (50 Kg Bag) | RATE PER BAG/UNIT PER MONTH IN PAISE | | | | | | | | | | | REMARKS |
|--------|-----------------------|-------------|-------------------|--------------|----------------------------|--------------------------------------|------|------|------|------|------|------|------|------|------|------|-----------|
| | | | | | | CATEGORY OF WAREHOUSE | | | | | | | | | | | |
| | | | | | | 740 | 780 | 860 | 950 | 1060 | 1090 | 1400 | 1530 | 1650 | 1770 | 1800 | |
| 92 | TAMARIND (WITH SEEDS) | BAG | UPTO 50 | 20 | 1.34 | 827 | 913 | 1005 | 1091 | 1164 | 1303 | 1574 | 1647 | 1845 | 1878 | 1991 | Excl Ins. |
| | | | Above 50 to 75 | 15 | 1.79 | 1091 | 1137 | 1217 | 1342 | 1495 | 1527 | 1957 | 2156 | 2301 | 2467 | 2513 | Excl Ins. |
| 93 | TAMARIND SEEDS | BAG | UPTO 60 | 18 | 1.23 | 850 | 883 | 980 | 1078 | 1208 | 1227 | 1578 | 1727 | 1863 | 1987 | 2019 | Excl Ins. |
| 94 | AMARANTH | BAG | UPTO 50 | 19 | 1.1 | 760 | 790 | 876 | 964 | 1080 | 1097 | 1411 | 1544 | 1666 | 1780 | 1805 | Excl Ins. |
| 95 | Ragi Seeds | BAG | 51 to 60 | 13 | 1.62 | 1121 | 1165 | 1292 | 1422 | 1593 | 1619 | 2081 | 2278 | 2457 | 2620 | 2662 | Excl Ins. |
| 96 | Guar Gum | BAG | UPTO 50 | 18 | 1.1 | 770 | 800 | 888 | 977 | 1094 | 1112 | 1430 | 1565 | 1688 | 1800 | 1829 | Excl Ins. |
| | | | 80 to 100 | 15 | 1.99 | 1382 | 1436 | 1593 | 1752 | 1963 | 1995 | 2565 | 2807 | 3028 | 3230 | 3281 | Excl Ins. |

1. If the rates fixed for any commodity on bag basis for any Centre is higher than the above rates, the higher rates will be applicable.

2. Tariff for Non-Fumigable stocks does not include cost of prophylactic and curative treatments.




Digitally signed by
RAJEEV KUMAR BANSAL
Date: 2023.03.15
17:52:22 +05'30'

Special Tariff (FY 2023-24) for Farmers and Traders


Annexure-III

| S.No. | Category | Sub-Category (Commodities) | Packing Size (Kg) | BE | RATE PER BAG/UNIT PER MONTH IN PAISA | | |
|-------|------------|---|-------------------|-------|--------------------------------------|------|------|
| | | | | | 740 | 780 | 860 |
| 1 | Category-A | Cereals (Maize, Bajra, Jowar, Ragi, Barley,Oats, Foxtail Millets, Wheat Husk, Paddy etc.), SAGO & Milk Powder | Up to 25 | 0.75 | 371 | 384 | 422 |
| | | | Above 25 to 50 | 1.05 | 521 | 539 | 593 |
| | | | Above 50 to 75 | 1.48 | 734 | 759 | 836 |
| | | | Above 75 to 100 | 1.79 | 888 | 918 | 1011 |
| 2 | Category-B | Pulses (Soyabean,Urad,Moong,Masoor,Tur/ Red Gram,Green Gram,Black Gram, (Whole/Broken),Yellow Peas, Bengal Gram All Other Pulses),Tamarind (with/Without Seeds) and Amaranth/Rajgira (Ramdhana) | Up to 25 | 0.53 | 262 | 271 | 298 |
| | | | Above 25 to 50 | 1.09 | 540 | 558 | 615 |
| | | | Above 50 to 60 | 1.34 | 663 | 686 | 755 |
| | | | Above 60 to 100 | 1.79 | 855 | 884 | 973 |
| | | | Above 100 | 2.66 | 1319 | 1364 | 1502 |
| 3 | Category-C | Oil Seeds & Salt (Ambadi, Castor, Linseed, Taramira/Mustard Seed, Saflower, Sesame,Sunflower,Soyabeans Oil Seed,Groundnut Kernels,Sunn Hemp, Aniseed, Arecanut), Peas, Bengal gram Seeds, Guar Gum | Upto 55 | 1 | 496 | 513 | 565 |
| | | | Above 55 to 100 | 1.79 | 888 | 918 | 1011 |
| 4 | Category-D | Black pepper, Turmeric, Soyabean, Rice Bran, Cotton Seeds, Oil Cakes, Sugar/Khandsari, Raw Cashew & Soya Feed,Coriander, Tulsi Seed, Topica Strach, Cummin, Ginger,Soya DOC, & Fenugreek | Upto 40 | 1.13 | 560 | 579 | 638 |
| | | | Above 40 to 50 | 1.57 | 779 | 806 | 887 |
| | | | Above 50 to 100 | 1.79 | 888 | 918 | 1011 |
| | | | Above 100 | 2.66 | 1319 | 1364 | 1502 |
| 5 | Category-E | Bales (Cotton Bales, Jute Gunnies, Jute Bales & Fibres/Cotton Yarn)-Fully Pressed | Upto 50 | 2.66 | 1319 | 1364 | 1502 |
| | | | Above 50 to 200 | 5.95 | 2951 | 3052 | 3360 |
| | | | Above 200 to 350 | 8.13 | 4032 | 4170 | 4590 |
| | | | Above 350 | 11.91 | 5907 | 6109 | 6725 |
| 6 | Category-F | Ajwain | Upto 50 | 2.3 | 1141 | 1180 | 1299 |
| | | Chillies | Upto 10 | 0.8 | 397 | 411 | 452 |
| | | | Above 10 to 40 | 3.57 | 1771 | 1832 | 2016 |



Digitally signed by
RAJEEV KUMAR BANSAL
Date: 2023.03.15
17:52:35 +05'30'

| S.No. | Category | Sub-Category (Commodities) | Packing Size (Kg) | BE | 740 | 780 | 860 |
|------------------|-------------------|---|------------------------|-------|------|------|-------|
| 7 | Category-G | Certified Barley Seed | Upto 30 | 1.77 | 878 | 908 | 1000 |
| | | Coffee Seed/Beans | Upto 60 | 2.05 | 1017 | 1052 | 1158 |
| | | Paddy Seeds | Cloth Bag Upto 12 | 0.5 | 248 | 256 | 282 |
| | | | Above 12 to 30 | 1 | 496 | 513 | 565 |
| | | Certified Soyabean Seed | Upto 40 | 1.68 | 833 | 861 | 948 |
| | | Certified Gram Seed | Upto 30 | 1.13 | 560 | 579 | 638 |
| | | | Above 30 to 40 | 1.25 | 620 | 641 | 706 |
| | | | Above 40 to 50 | 1.97 | 977 | 1010 | 1112 |
| | | Wheat Seed & Ragi Seed | Upto 20 | 0.68 | 337 | 349 | 384 |
| | | | Above 20 to 40 | 1.27 | 630 | 652 | 717 |
| Above 40 | 1.66 | | 823 | 851 | 937 | | |
| Tamarind Seed | Upto 60 | 1.23 | 610 | 631 | 672 | | |
| Jowar/Maize Seed | 50 to 100 | 2.66 | 1319 | 1391 | 1455 | | |
| 8 | Category-H | Jaggery | lump (Upto 20) | 0.39 | 193 | 200 | 220 |
| | | | lump (Above 20 to 40) | 1.66 | 823 | 851 | 937 |
| | | | Bucket Shape (Upto 40) | 1.11 | 551 | 570 | 627 |
| | | | Bag (Upto 50) | 2.66 | 1319 | 1364 | 1502 |
| | | | Powder (Upto 80) | 1.86 | 923 | 955 | 1051 |
| 9 | Category I (Misc) | Jute Gunnies (loose) | 10 gunnies | 0.39 | 193 | 200 | 220 |
| | | Cinnaman Carton box | Upto 10 | 2.04 | 627 | 649 | 726 |
| | | Cloves Carton Box | Upto 10 | 1.05 | 521 | 539 | 593 |
| | | Bio Fertilizer | Upto 10 | 1.11 | 551 | 570 | 627 |
| | | | Above 10 to 20 | 1.54 | 764 | 790 | 870 |
| | | Soyabean Oil | Carton 12 Ltr | 0.79 | 392 | 405 | 446 |
| | | Tendupatta | 25 to 50 | 3.05 | 1513 | 1565 | 1722 |
| | | De-Oiled Soya Bran & Blackgram (Husk/Flour) and Flour | Upto 100 | 2.5 | 1240 | 1282 | 1412 |
| | | Tarpaulins | per unit | 18.75 | 9300 | 9618 | 10587 |
| | | Iron & Steel | Per MT | 24.96 | 7747 | 8039 | 8927 |
| | | Rubber Bundel RSS | Upto 50 | 2.55 | 1265 | 1308 | 1440 |
| | | Cement | Upto 50 | 1.34 | 665 | 688 | 757 |
| | | Milling Copra | Upto 50 | 3.64 | 1805 | 1867 | 2055 |
| | | Copra | Upto 50 | 2.23 | 1106 | 1144 | 1259 |
| | | Ground Nut Pods | Upto 20 | 1.84 | 913 | 944 | 1039 |
| | | | Above 20 to 50 | 2.27 | 1126 | 1165 | 1282 |
| | | | Above 50 to 60 | 3.62 | 1796 | 1857 | 2045 |
| | | Barley Malt | Up to 25 | 1.19 | 590 | 610 | 672 |
| Above 25 to 50 | 1.68 | | 833 | 861 | 948 | | |
| Paddy Husk | Upto 40 | 2.06 | 781 | 811 | 900 | | |
| Soya feed | Upto 55 | 1.48 | 734 | 759 | 808 | | |



Digitally signed by
RAJEEV KUMAR BANSAL
Date: 2023.03.15
17:52:48 +05'30'

Annexure-IV

A. Metal Tariff w.e.f 01.04.2023:

The applicable metal tariff w.e.f. 01.04.2023 is as follows:

| Sr No | Cities | Revised rate for FY 2023-24 (per MT/month) In Rs. |
|-------|--|--|
| 1 | Delhi & Mumbai | 423 |
| 2 | Kolkata, Chennai, Hyderabad, WHs in NCR Delhi | 300 |
| 3 | Other cities | 257 |

Note: GST and any other Govt. taxes/levies (if applicable shall be charged extra) while other terms and condition will remain same.

B. Cold Storage Tariff w.e.f. 01.04.2023:

I. CW Vashi:

Rs.1553.00 per Sq. Mtr. per month i.e. Rs.144.33 per Sq ft per month for FY 2023-24.

II. CFS, Ambad (Nasik):

Commodity wise tariff is furnished below:

(Onion)

Storage charges: Rs.1.75/- per kg per month plus Insurance charges @ Rs.0.05 per 100 Rupee value of stock per month.

The storage charges are to be levied for minimum of one month and on monthly basis irrespective of storage period i.e. even if the stock stored for 1 week, storage charges for entire month have to be levied.

Handling charges: Rs.2.25/- per kg. This includes Unloading charges, Loading charges, Sorting and Grading charges, Reheating charges and Repacking charges.

(Grapes)

Precooling and Storage charges: Rs.3/- per kg per month plus Insurance charges @ Rs.0.05 per 100 Rupee value of stock per month.


The storage charges are to be levied for minimum of one month and on monthly basis irrespective of storage period i.e. even if the stock stored for 1 week, storage charges for entire month have to be levied.

Handling charges: Rs 6/- per kg. This includes Unloading at Pack house, Grading and Sorting charges, Packing charges and Loading the cargo into export container charges.

(Pomegranate)

Precooling and Storage charges: Rs.3/- per kg per month plus Insurance charges @ Rs.0.05 per 100 Rupee value of stock per month.

The storage charges are to be levied for minimum of one month and on monthly basis irrespective of storage period i.e. even if the stocks stored for 1 week, storage charges for entire month have to be levied.



Digitally signed by
RAJEEV KUMAR BANSAL
Date: 2023.03.15
17:53:02 +05'30'

Handling charges: Rs.5/- per kg. This includes Unloading at Pack house, Grading and Sorting charges, Packing charges and Loading the cargo into export container charges.

Other commodities: If any commodities are likely to be stored, the tariff for the same will be decided and published accordingly.

Note: The Cold Storage tariff for CFS Ambad (Nasik) is valid upto 30.09.2023.

C. CCI Management warehouses w.e.f 01.04.2023:

The tariff for CCI management charges has been fixed at Rs. 40.00 per MT/month (GST extra) for FY 2023-24 for CCI cotton bales.

For other management warehouses concerned Regional Office should submit a detailed proposal for fixing the revised rate of storage charges.

D. CCI Hired Godowns w.e.f. 01.04.2023:

The tariff applicable for own godowns will be applicable for hired godowns also in case of CCI but with a maximum cap of Rs. 66.83 per bales per month.

E. Lorry Weighment Charges w.e.f. 01.04.2023:

Rs. 67.79/-Per vehicle loaded/empty (excluding GST & other taxes applicable) for upto 10 MT vehicle. i.e. Rs 80.00/- per vehicle loaded/empty (including 18% GST applicable.)


Rs.135.59/- per vehicle loaded/empty (excluding GST & other taxes applicable) for above 10 MT vehicle. i.e. Rs 160.00/- per vehicle loaded/empty (including 18% GST applicable.)

F. Preservation Charges for DWT & S-DWT users:

Will be communicated as per approval of CA.

G. Insurance Charge:

Insurance is to be charged separately except for food grains where the tariff is fixed including of insurance. Insurance charges may continue to be charged @ Rs.0.05 per 100 Rupee value of stock per month.




Digitally signed by
RAJEEV KUMAR
BANSAL
Date: 2023.03.15
17:53:16 +05'30'

Special Tariff of Wheat on reservation basis (reserved for three months or above) for FY 2023-24

| NAME OF COMMODITY | TYPE OF PACKAGE | PER BAG WT. in kg | STACK HEIGHT | BAG EQUIVALENT | RATE PER BAG/UNIT PER MONTH IN PAISE | | | | | | | | | | | Remarks |
|-------------------|-----------------|-------------------|--------------|----------------|--------------------------------------|------|------|------|------|------|------|------|------|------|------|----------|
| | | | | | CATEGORY OF WAREHOUSE | | | | | | | | | | | |
| | | | | | 740 | 780 | 860 | 950 | 1060 | 1090 | 1400 | 1530 | 1650 | 1770 | 1800 | |
| WHEAT | BAG | UP TO 50 | 25 | 1 | 522 | 522 | 522 | 649 | 721 | 732 | 928 | 1011 | 1088 | 1156 | 1174 | Inc Ins. |
| | | Above 50 to 75 | 22 | 1.58 | 823 | 851 | 937 | 1023 | 1137 | 1154 | 1464 | 1595 | 1715 | 1823 | 1852 | Inc Ins. |
| | | Above 75 to 100 | 18 | 1.93 | 1007 | 1041 | 1146 | 1252 | 1391 | 1412 | 1791 | 1951 | 2099 | 2231 | 2266 | Inc Ins. |

Note:- Tariff of Wheat for FCI in case of reservation (guaranteed storage for a minimum period of one year or more)– The tariff decided by Ministry of CA, F&PD, Department of Food & Public Distribution, Govt. of India will be applicable for the FY 2023-24.



Digitally signed by
RAJEEV KUMAR BANSAL
Date: 2023.03.15
17:53:30 +05'30'